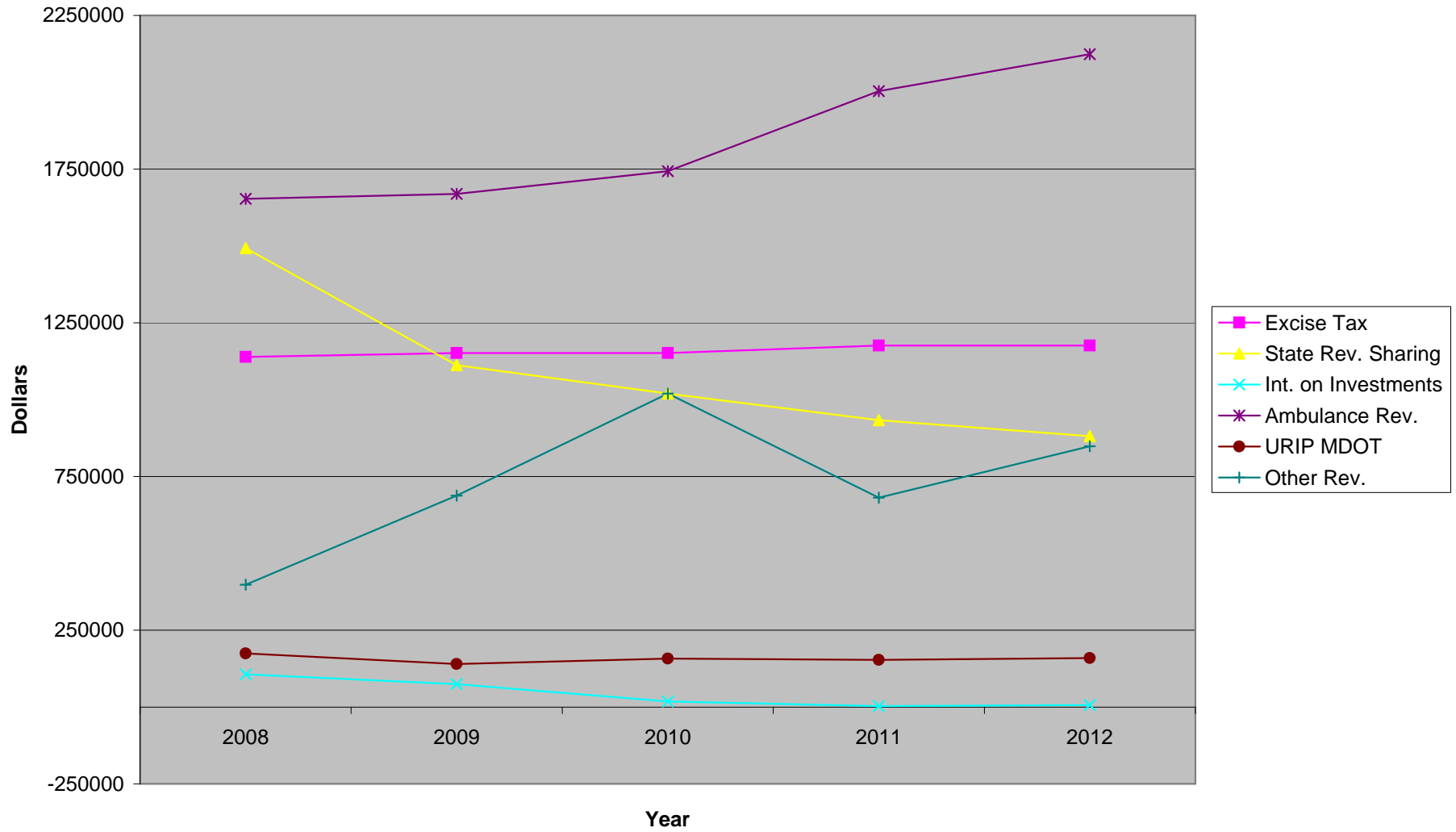


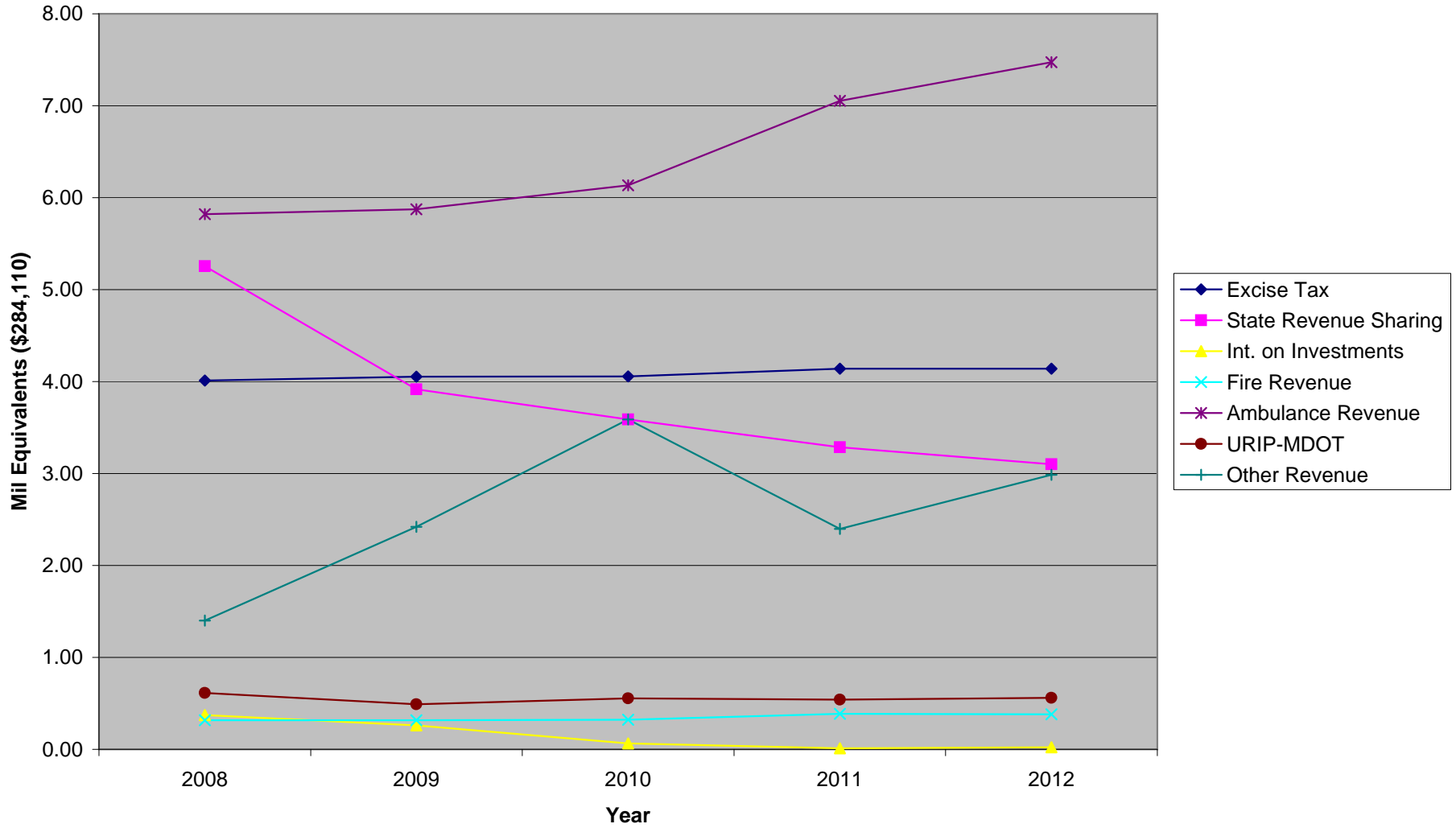
Capital Improvements Program 2012

Department Reserve Expenses	Reserve Balance 10/31/2010	Change in Reserve Balance	2010 Dept Prog. CIP Reviewed	2010 Council Amended Prog.	2011 Approved	2012 Dept. Request
Computers/Typewriters G-1-395-00	\$2,839.63	(\$1,381.71)	\$6,500.00	\$5,850.00	\$10,000.00	\$10,000.00
Municipal Building (City Hall) G-1-397-00	\$34,822.33	\$7,129.00	\$7,500.00	\$6,750.00	\$0.00	\$0.00
Municipal Building Reserve G-?-???-?				\$0.00	\$0.00	\$33,500.00
Assessment Reserve G-1-366-00	\$64,488.35	(\$31,912.69)	\$30,000.00	\$30,000.00	\$62,000.00	\$136,400.00
Fire - Vehicles G-1-367-00	\$394,337.83	\$58,123.52	\$60,000.00	\$50,000.00	\$65,000.00	\$55,000.00
Fire - Hose G-1-368-00	\$1,856.95	\$835.00	\$1,000.00	\$900.00	\$500.00	\$1,000.00
Fire - Foam G-1-369-00	\$2,792.50	(\$130.00)	\$500.00	\$450.00	\$400.00	\$400.00
Fire Computer Reserve - G-1-440-00	\$6,881.92	\$1,047.77	\$1,000.00	\$900.00	\$1,000.00	\$1,000.00
Ambulance - Vehicles G-1-840-00	\$134,749.81	(\$4,250.00)	\$65,000.00	\$45,000.00	\$65,000.00	\$65,000.00
Ambulance-Sm Equip G-1-439-00	(\$2,524.46)	\$13,232.23	\$10,970.00	\$10,970.00	\$10,970.00	\$0.00
Police - Small Equip G-1-358-00	\$60,947.81	\$8,027.49	\$6,000.00	\$6,000.00	\$0.00	\$6,000.00
Police - Vehicles G-1-372	\$20,102.97	\$9,786.59	\$22,900.00	\$22,900.00	\$0.00	\$18,000.00
Public Works Equip G-1-371-00	\$39,431.20	(\$82,380.89)	\$135,000.00	\$35,000.00	\$110,000.00	\$56,300.00
Street/Roads G-1-388-00	\$253,036.33	\$18,473.00	\$135,000.00	\$135,000.00	\$150,000.00	\$110,000.00
Curbing G-1-389-00	\$5,178.30	\$0.00	\$0.00	\$0.00	\$0.00	\$0.00
Parking Lots G-1-399-00	\$13,793.15	(\$1,038.00)	\$5,000.00	\$4,500.00	\$2,000.00	\$2,000.00
Parks Improvements G-1-365-00	\$63,958.63	\$8,414.46	\$11,000.00	\$7,000.00	\$11,000.00	\$0.00
Recreation Center Imp. Reserve G-1-359-00	\$27,836.52	\$32,838.41	\$6,500.00	\$5,850.00	\$6,500.00	\$5,000.00
Community Pool Improv. G-1-348-00	\$5,514.47	(\$1,857.50)	\$2,000.00	\$1,800.00	\$2,000.00	\$2,000.00
Parks & Rec-Vehicles G-1-376-00	\$14,657.89	\$3,405.14	\$7,500.00	\$6,750.00	\$5,000.00	\$7,500.00
Parks & Rec - Mowers G-1-377-00	\$13,902.36	\$1,746.00	\$1,800.00	\$1,620.00	\$1,800.00	\$1,800.00
Trail Groomers G-1-382-00	\$105,839.34	\$43,596.65	\$20,000.00	\$18,000.00	\$10,000.00	\$10,000.00
Land/Easement Acquisition G-1-360-00	\$37,190.00	\$1,940.00	\$2,000.00	\$1,800.00	\$2,000.00	\$0.00
Civic Beautification G-1-414-00	\$2,820.11	\$191.93	\$5,000.00	\$4,500.00	\$5,000.00	\$5,000.00
Planning/Engineering G-1-392-00	\$11,941.50	\$1,350.00	\$5,000.00	\$0.00	\$0.00	\$0.00
Airport Reserve G-1-386-00	(\$2,731.81)	\$4,291.77	\$10,000.00	\$10,000.00	\$5,000.00	\$5,000.00
Airport Improvements Match G-1-446-00	\$35,448.49	\$67,910.18	\$5,000.00	\$5,000.00	\$3,750.00	\$5,000.00
Nylander Reserve G-1-352-00	\$16,687.10	\$3,467.86	\$5,000.00	\$4,500.00	\$0.00	\$0.00
Downtown Infrastructure Reserve G-1-475-00	\$2,122.64	\$1,455.00	\$1,500.00	\$1,350.00	\$1,500.00	\$1,500.00
Christmas Lights Fund G-1-					\$4,000.00	\$4,000.00
Library Bathroom Renovations					\$5,000.00	
Project Reserves/Request Totals	\$1,367,921.86	\$164,311.21	\$568,670.00	\$422,390.00	\$539,420.00	\$541,400.00
		13.65%	34.24%	-0.29%	25.58%	0.37%
				(\$146,280.00)	\$108,030.00	\$1,980.00

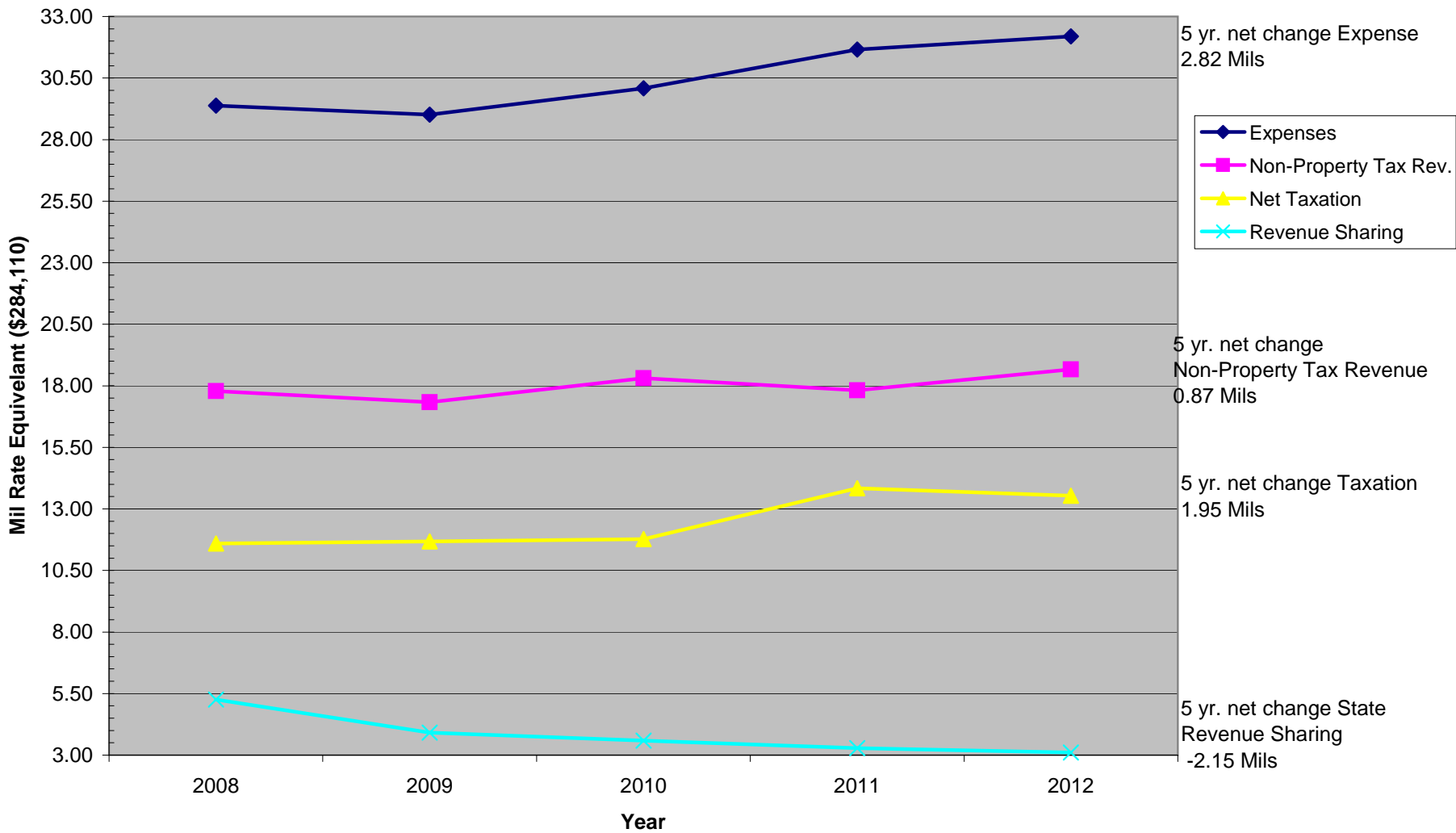
Multi-Year Non-Property Tax Revenue



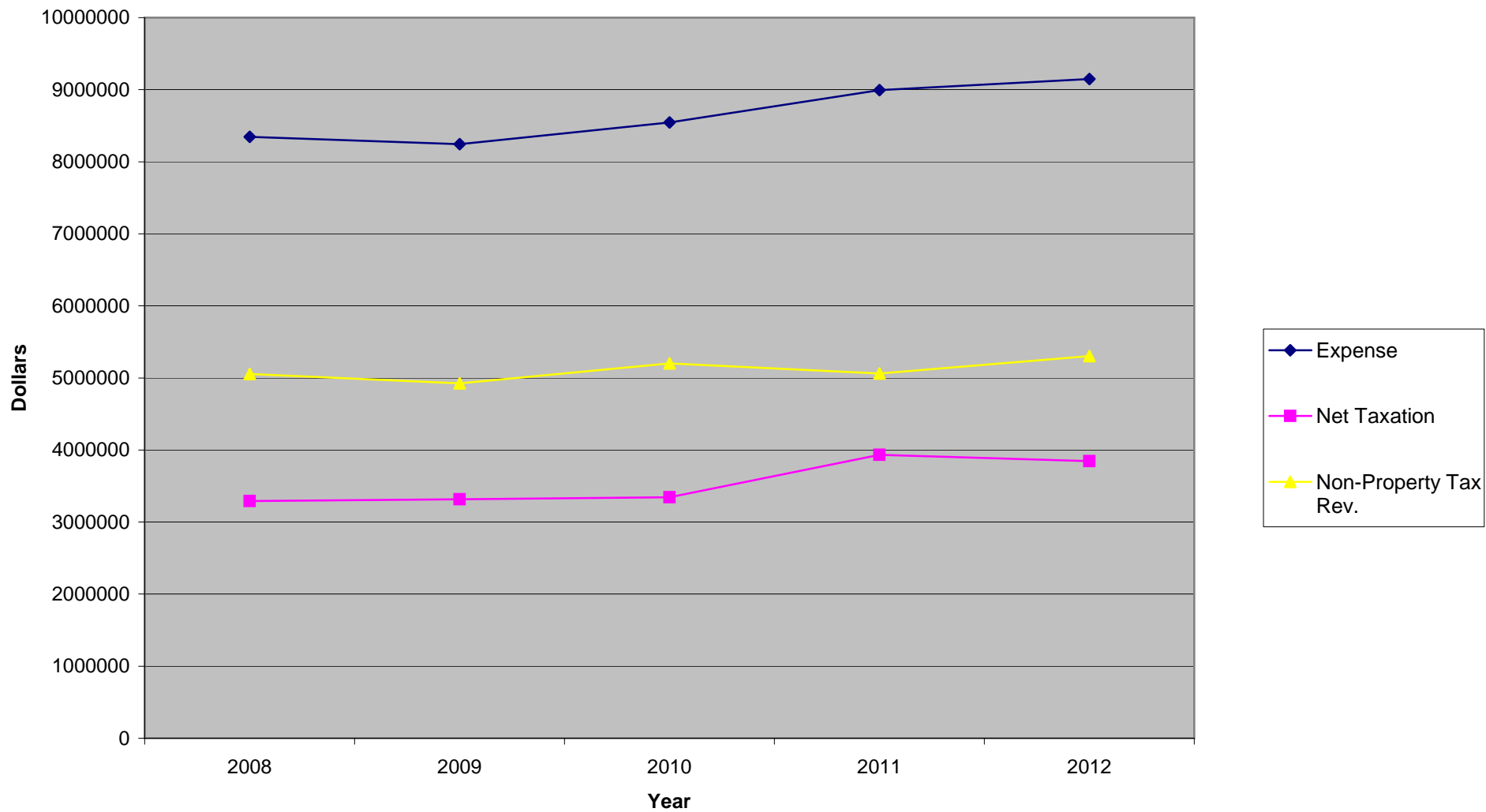
Non-Property Tax Revenue



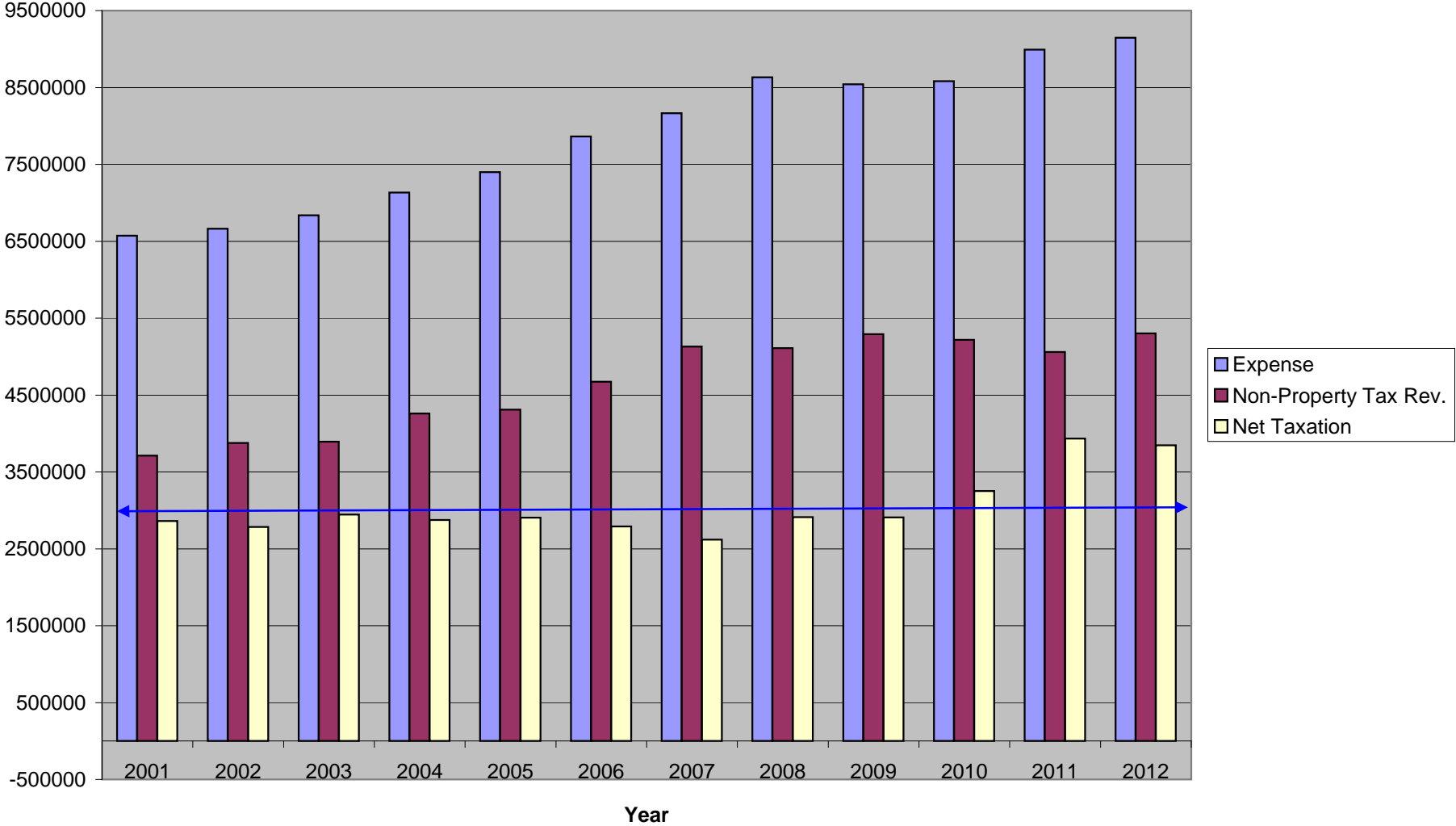
Expense, Taxation, Rev. Sharing, and Non-Property Tax Revenue



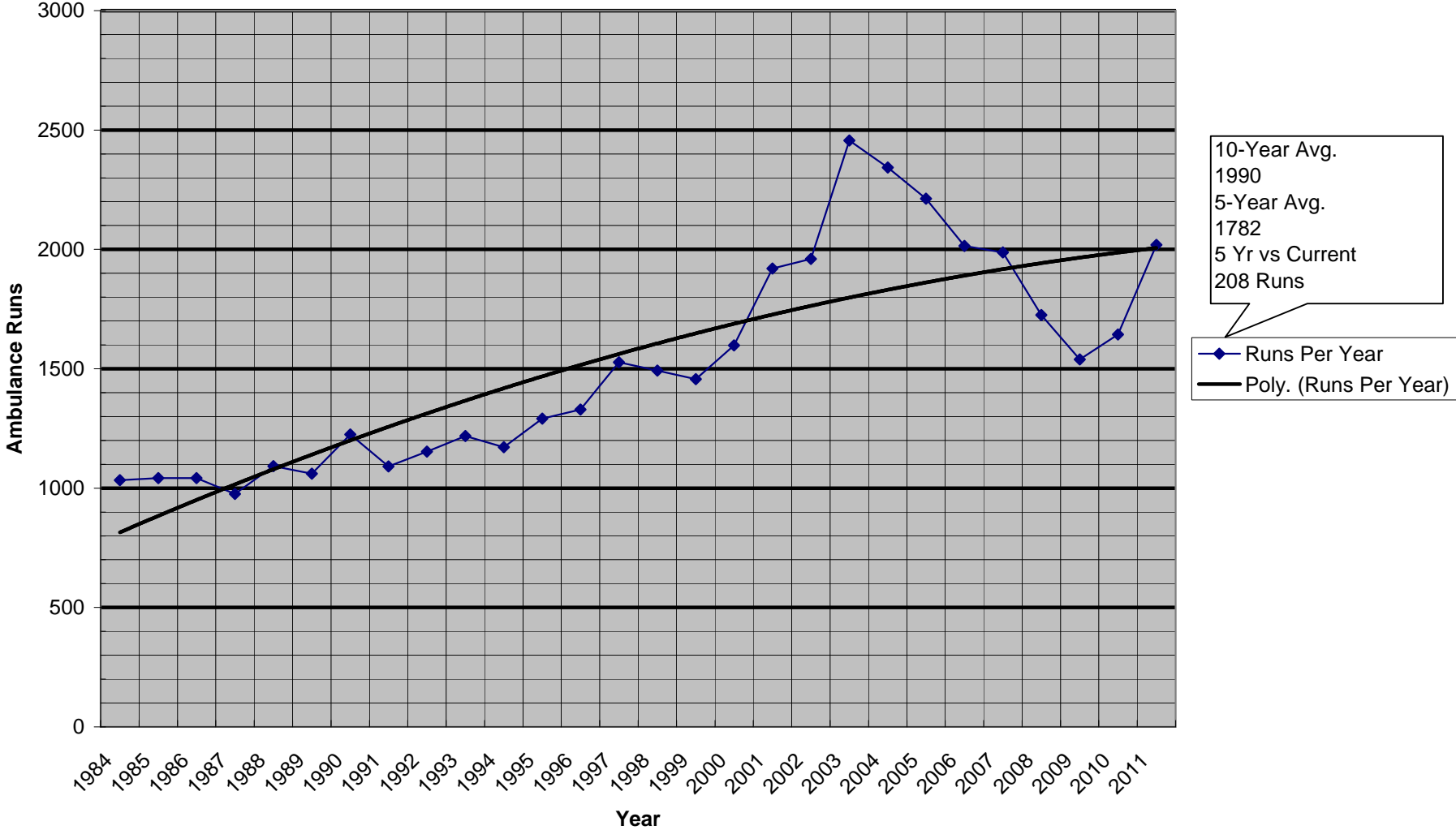
Expense - Revenue - Net Txation



12-Year History



Ambulance run Volume by Year - Prediction



2012
Revenue Summary Report

		Council Approved 2011	Dept Request 2012	Council Approved	Budget 12 vs Budget 11	12 Budget vs 11 Actuals	2011 Actuals
10 - GENERAL GOVERNMENT		\$2,415,850.00	\$2,336,175.00	\$0.00	-\$79,675.00		
01- Gen Govt.		\$2,415,850.00	\$2,336,175.00	\$0.00	-\$79,675.00	-\$59,737.55	\$2,395,912.55
01 - TAX LIEN COSTS COLLECTED		\$12,000.00	\$12,000.00		\$0.00	-\$647.14	\$12,647.14
02 - DELINQ. TAX INTEREST		\$57,000.00	\$50,500.00		-\$6,500.00	-\$16.01	\$50,516.01
03 - SUPPLEMENTAL TAX		\$1,500.00	\$1,000.00		-\$500.00	\$529.76	\$470.24
04 - PYMTS IN LIEU OF TAX		\$44,000.00	\$44,000.00		\$0.00	-\$12,538.08	\$56,538.08
05 - CITY OWNED PROPERTY		\$43,000.00	\$40,000.00		-\$3,000.00	\$288.42	\$39,711.58
06 - EXCISE TAX		\$1,150,000.00	\$1,176,000.00		\$26,000.00	-\$313.78	\$1,176,313.78
07 - BOAT EXCISE TAX		\$4,000.00	\$4,000.00		\$0.00	\$117.20	\$3,882.80
08 - BOAT REG FEE (LOCAL)		\$700.00	\$550.00		-\$150.00	-\$10.00	\$560.00
09 - SNOWMOBILE REGISTRATION LOCAL		\$400.00	\$450.00		\$50.00	-\$11.00	\$461.00
10 - ATV REGISTRATION LOCAL FEE		\$800.00	\$775.00		-\$25.00	-\$4.00	\$779.00
15 - MISC. LICENSES		\$750.00	\$750.00		\$0.00	\$30.00	\$720.00
16 - VEHICLE REGISTRATION LOCAL FEE		\$18,000.00	\$18,000.00		\$0.00	-\$303.00	\$18,303.00
18 - STATE REVENUE SHARING		\$966,000.00	\$881,150.00		-\$84,850.00	-\$52,002.14	\$933,152.14
19 - CONNOR EXCISE FEE		\$2,500.00	\$2,900.00		\$400.00	-\$61.00	\$2,961.00
20 - COMPUTER INCOME		\$0.00	\$0.00		\$0.00	\$0.00	\$0.00
21 - BIRTH RECORDS		\$12,000.00	\$11,300.00		-\$700.00	\$72.40	\$11,227.60
22 - DEATH RECORDS		\$5,000.00	\$7,000.00		\$2,000.00	-\$522.20	\$7,522.20
23 - MARRIAGE RECORDS		\$2,500.00	\$3,500.00		\$1,000.00	-\$345.40	\$3,845.40
24 - RECORDING FEE		\$0.00	\$0.00		\$0.00	\$0.00	\$0.00
25 - DOG LICENSES		\$4,500.00	\$6,500.00		\$2,000.00	-\$463.00	\$6,963.00
26 - FISHING LICENSES		\$800.00	\$750.00		-\$50.00	\$10.00	\$740.00
28 - CABLE TV FRANCHISE		\$57,000.00	\$62,400.00		\$5,400.00	\$1,869.56	\$60,530.44
29 - MISC. INTEREST		\$18,000.00	\$6,300.00		-\$11,700.00	\$3,172.75	\$3,127.25
30 - MISC. INCOME		\$500.00	\$500.00		\$0.00	-\$703.28	\$1,203.28
31 - LANDFILL PERMITS ANNUAL STICK		\$0.00	\$0.00		\$0.00	\$0.00	\$0.00
32 - PROPERTY TAXES		\$0.00	\$0.00		\$0.00	\$0.00	\$0.00
34 - PROPERTY TAX OVERLAY		\$0.00	\$0.00		\$0.00	\$0.00	\$0.00
39 - COUNTRY CLUB LOAN P&I		\$0.00	\$0.00		\$0.00	\$0.00	\$0.00
40 - EHS - CDC LOAN PAYMENT P&I		\$0.00	\$0.00		\$0.00	\$0.00	\$0.00
41 - CDC REVOLVING LOAN INTEREST		\$500.00	\$300.00		-\$200.00	-\$79.25	\$379.25

2012
Revenue Summary Report

		Council Approved 2011	Dept Request 2012	Council Approved	Budget 12 vs Budget 11	12 Budget vs 11 Actuals	2011 Actuals
42 - CDC LOAN PRINCIPAL PAYMENT		\$2,200.00	\$2,200.00		\$0.00	-\$8.36	\$2,208.36
43 - RODNEY & SHEILA SMITH REHAB		\$0.00	\$0.00		\$0.00	\$0.00	\$0.00
44 - BEN & FERN MICHAUD REHAB		\$0.00	\$0.00		\$0.00	\$0.00	\$0.00
45 - MARIE & DEUS MORREAU REHAB		\$0.00	\$0.00		\$0.00	\$0.00	\$0.00
47 - HUNTING LICENSES		\$1,200.00	\$1,150.00		-\$50.00	\$0.00	\$1,150.00
48 - FEMA STORM REIMBURSEMENT		\$10,000.00	\$0.00		-\$10,000.00	\$0.00	\$0.00
49 - RAYMOND SR JR & TIFFANY HOOEY		\$0.00	\$0.00		\$0.00	\$0.00	\$0.00
50 - Mark & Lou Ann Madore REHAB		\$0.00	\$0.00		\$0.00	\$0.00	\$0.00
51 - Contracted Fees Connor Elections		\$1,000.00	\$2,200.00		\$1,200.00	\$2,200.00	\$0.00
11 - Community Development					\$0.00	\$0.00	
01 - Community Development		\$46,000.00	\$46,000.00		\$0.00	\$46,000.00	\$0.00
01 Interest on Investments		\$6,000.00	\$6,000.00		\$0.00	\$6,000.00	\$0.00
02 Interest on Notes Receivable		\$5,500.00	\$5,500.00		\$0.00	\$5,500.00	\$0.00
03 FAME Admin Fees		\$31,000.00	\$31,000.00		\$0.00	\$31,000.00	\$0.00
04 - Loan Origination Fees		\$3,500.00	\$3,500.00		\$0.00	\$3,500.00	\$0.00
12 - Chamber					\$0.00	\$0.00	
01 - Chamber		\$19,100.00	\$59,750.00		\$40,650.00	\$43,034.11	\$16,715.89
01 Membership dues		\$5,000.00	\$31,250.00		\$26,250.00	\$29,504.70	\$1,745.30
02 UPS Shipping		\$1,000.00	\$1,000.00		\$0.00	\$967.66	\$32.34
03 Community Projects		\$8,800.00	\$0.00		-\$8,800.00	-\$508.00	\$508.00
05 Arts & Crafts		\$1,800.00	\$8,000.00		\$6,200.00	-\$376.75	\$8,376.75
07 Santa's Arrival		\$500.00	\$200.00		-\$300.00	\$25.00	\$175.00
08 Farmers Market		\$2,000.00	\$1,300.00		-\$700.00	\$30.60	\$1,269.40
09 Caribou Cares About Kids		\$0.00	\$4,500.00		\$4,500.00	\$178.00	\$4,322.00
11 Community Porjects					\$0.00	-\$287.10	\$287.10
12 Annual Dinner			\$5,250.00			\$5,250.00	\$0.00
13 Caribou Cares about Kids			\$0.00			\$0.00	\$0.00
14 City Wide Yard Sale			\$2,500.00			\$2,500.00	\$0.00
15 Winter Carnival			\$2,500.00			\$2,500.00	\$0.00
16 Golf Tournament			\$2,500.00			\$2,500.00	\$0.00
17 Let's Move			\$750.00			\$750.00	\$0.00
					\$0.00	\$0.00	\$0.00

2012
Revenue Summary Report

		Council Approved 2011	Dept Request 2012	Council Approved	Budget 12 vs Budget 11	12 Budget vs 11 Actuals	2011 Actuals
17 - HEALTH & SANITATION		\$0.00	\$0.00		\$0.00	\$0.00	\$0.00
01 - Tri-Community Dividens		\$0.00	\$0.00		\$0.00	\$0.00	\$0.00
01 - Tri-Community Dividens		\$0.00	\$0.00		\$0.00	\$0.00	\$0.00
18 - Municipal Building					\$0.00	\$0.00	\$0.00
01 Municipal Building		\$7,500.00	\$8,000.00		\$500.00	-\$184.63	\$8,184.63
01 EOC Rentals		\$7,500.00	\$8,000.00		\$500.00	-\$184.63	\$8,184.63
20 - General Assistance					\$0.00	\$0.00	
01 - General Assistance		\$4,800.00	\$4,800.00		\$0.00	\$0.00	\$4,800.00
01 - Connor Administration Fees		\$4,800.00	\$4,800.00		\$0.00	\$0.00	\$4,800.00
22 - TAX ASSESSMENT		\$82,100.00	\$32,000.00	\$0.00	-\$50,100.00	\$32,000.00	
01 - TAX ASSESSMENT		\$82,100.00	\$32,000.00	\$0.00	-\$50,100.00	-\$2,965.52	\$34,965.52
01 - TREE GROWTH PENALTIES		\$500.00	\$800.00		\$300.00	-\$14.52	\$814.52
02 - VETERANS EXEMPTION REIMB		\$9,900.00	\$8,500.00		-\$1,400.00	-\$396.00	\$8,896.00
04 - HOMESTEAD EXEMPTION REIMB		\$0.00	\$0.00		\$0.00	\$0.00	\$0.00
05 - BETE REIMBURSEMENT		\$17,400.00	\$22,700.00		\$5,300.00	-\$2,555.00	\$25,255.00
06 - HOMESTEAD EXEMPTION REIMB 2011		\$54,300.00	\$0.00	\$76,645.00	-\$54,300.00	\$0.00	\$0.00
23 - CODE ENFORCEMENT		\$110,800.00	\$109,600.00		-\$1,200.00		
01 - CODE ENFORCEMENT		\$110,800.00	\$109,600.00		-\$1,200.00	-\$2,986.93	\$112,586.93
01 - ELECTRICAL PERMITS		\$3,500.00	\$4,000.00		\$500.00	-\$122.00	\$4,122.00
02 - BUILDING PERMITS LOCAL FEE		\$21,000.00	\$19,000.00		-\$2,000.00	-\$134.40	\$19,134.40
03 - PLUMBING PERMITS LOCAL FEE		\$2,500.00	\$3,500.00		\$1,000.00	-\$233.50	\$3,733.50
04 - ORDINANCE FINES		\$0.00	\$0.00		\$0.00	\$0.00	\$0.00
05 - SECTION 8 ADMINISTRATION		\$82,000.00	\$82,000.00		\$0.00	-\$2,402.03	\$84,402.03
06 - ZONING DOCUMENT FEES		\$0.00	\$0.00		\$0.00	\$0.00	\$0.00
07 - SITE DESIGN REVIEW APP FEES		\$850.00	\$400.00		-\$450.00	-\$10.00	\$410.00
08 - ZBA REVIEW FEES		\$100.00	\$0.00		-\$100.00	\$0.00	\$0.00
09 - CERT OF OCCUPANCY		\$0.00	\$0.00		\$0.00	\$0.00	\$0.00
10 - DEMO PERMIT FEES		\$300.00	\$150.00		-\$150.00	-\$25.00	\$175.00
11 - SIGN PERMITS		\$50.00	\$50.00		\$0.00	-\$30.00	\$80.00
14 - Heating Permits		\$500.00	\$500.00		\$0.00	-\$30.00	\$530.00
25 Library					\$0.00	\$0.00	
01 Library		\$3,499.00	\$3,400.00		-\$99.00	-\$150.15	\$3,550.15

2012
Revenue Summary Report

		Council Approved 2011	Dept Request 2012	Council Approved	Budget 12 vs Budget 11	12 Budget vs 11 Actuals	2011 Actuals
	01 Miscellaneous Income	\$600.00	\$600.00		\$0.00	-\$130.15	\$730.15
	02 Non-Resident Fees	\$2,899.00	\$2,800.00		-\$99.00	-\$20.00	\$2,820.00
	30 - FIRE DEPARTMENT	\$109,975.62	\$107,984.06	\$0.00	-\$1,991.56	\$107,984.06	
	01 - FIRE DEPARTMENT	\$109,975.62	\$107,984.06	\$0.00	-\$1,991.56	-\$1,886.97	\$109,871.03
	01 - FIRE PROTECTION CONNOR	\$28,152.83	\$29,340.80		\$1,187.97	\$1,187.08	\$28,153.72
	02 - FIRE PROTECTION NEW SWEDEN	\$25,179.48	\$25,291.03		\$111.55	\$110.76	\$25,180.27
	03 - FIRE PROTECTION WESTMANLAND	\$3,709.55	\$3,571.07		-\$138.48	-\$138.60	\$3,709.67
	04 - FIRE PROTECTION WOODLAND	\$51,658.24	\$48,521.88		-\$3,136.36	-\$3,137.98	\$51,659.86
	05 - T16 R4	\$1,125.51	\$1,159.28		\$33.77	\$33.77	\$1,125.51
	06 - Insurance Reports	\$150.00	\$100.00		-\$50.00	\$58.00	\$42.00
					\$0.00	\$0.00	
	31 - AMBULANCE	\$2,146,859.25	\$2,060,032.06	\$0.00	-\$86,827.19	\$2,060,032.06	
	01 - AMBULANCE	\$2,146,859.25	\$2,060,032.06	\$0.00	-\$86,827.19	\$55,835.73	\$2,004,196.33
	01 - MEDICAID	\$331,695.52	\$322,039.84		-\$9,655.68	\$26,471.59	\$295,568.25
	02 - MEDICARE	\$561,584.28	\$545,236.53		-\$16,347.76	\$8,323.73	\$536,912.80
	03 - PRIVATE INSURANCE	\$239,881.11	\$232,898.15		-\$6,982.95	-\$70,128.22	\$303,026.37
	04 - SELF PAY	\$239,165.09	\$232,202.98		-\$6,962.11	\$84,876.28	\$147,326.70
	05 - MEDICAID AIR AMBULANCE	\$108,194.79	\$88,836.22		-\$19,358.58	\$53,820.65	\$35,015.57
	06 - MEDICARE AIR AMBULANCE	\$255,468.93	\$209,759.57		-\$45,709.36	-\$31,379.43	\$241,139.00
	07 - PRIVATE INS AIR AMBULANCE	\$88,681.69	\$72,814.46		-\$15,867.23	\$2,031.96	\$70,782.50
	08 - SELF PAY AIR AMBULANCE	\$59,572.09	\$48,913.25		-\$10,658.84	\$3,071.75	\$45,841.50
	09 - CARIBOU PER CAPITA FEE	\$87,276.00	\$88,031.75		\$755.75	\$755.75	\$87,276.00
	10 - WOODLAND PER CAPITA FEE	\$14,731.50	\$13,039.75		-\$1,691.75	-\$1,691.75	\$14,731.50
	11 - NEW SWEDEN PER CAPITA FEE	\$6,520.50	\$6,471.50		-\$49.00	-\$49.00	\$6,520.50
	12 - WESTMANLAND PER CAPITA FEE	\$745.50	\$666.50		-\$79.00	-\$79.00	\$745.50
	13 - STOCKHOLM PER CAPITA FEE	\$2,845.50	\$2,845.50		\$0.00	\$0.00	\$2,845.50
	14 - CONNOR PER CAPITA FEE	\$4,452.00	\$4,912.75		\$460.75	\$460.75	\$4,452.00
	15 - PERHAM PER CAPITA FEE	\$4,557.00	\$4,149.50		-\$407.50	-\$407.50	\$4,557.00
	16 - MADAWASKA LAKE T16R4 PER CAPITA	\$1,082.25	\$1,082.25		\$0.00	-\$83.25	\$1,165.50
	18 - LORING DEV PER CAPITA FEE	\$10,405.50	\$10,653.25		\$247.75	\$247.75	\$10,405.50
	19 - MISC. INTEREST	\$0.00	\$0.00		\$0.00	-\$131.29	\$131.29
	21 - RECOVERY OF BAD DEBT	\$15,000.00	\$15,000.00		\$0.00	\$6,460.54	\$8,539.46

2012
Revenue Summary Report

		Council Approved 2011	Dept Request 2012	Council Approved	Budget 12 vs Budget 11	12 Budget vs 11 Actuals	2011 Actuals
	23 - CERTIFICATION SEED MONEY				\$0.00	\$0.00	\$0.00
	24 - VA Air Contract		\$26,541.00		\$26,541.00	-\$30,538.00	\$57,079.00
	25 - VA Land Contract		\$40,737.31		\$40,737.31	-\$40,508.58	\$81,245.89
	26 - Amb Biling Houlton	\$26,000.00	\$29,000.00		\$3,000.00	-\$241.00	\$29,241.00
	27 - Amb Billing Calais	\$20,000.00	\$19,600.00		-\$400.00	-\$8.00	\$19,608.00
	28 - 2011 Ambulance Receivables	\$68,000.00	\$44,500.00		-\$23,500.00	\$44,500.00	\$0.00
	29 - Insurance Reports	\$1,000.00	\$100.00		-\$900.00	\$60.00	\$40.00
	35 - POLICE	\$56,791.64	\$74,461.05	\$0.00	\$17,669.41		
	01 - POLICE DEPARTMENT	\$56,791.64	\$74,461.05	\$0.00	\$17,669.41	\$19,205.19	\$55,255.86
	01 - MISC. FEES INSURANCE REPORTS	\$200.00	\$1,300.00		\$1,100.00	-\$20.00	\$1,320.00
	02 - POLICE DISPATCHING	\$12,327.00	\$7,442.00		-\$4,885.00	\$6,942.00	\$500.00
	03 - FINGERPRINTING FEES	\$100.00	\$100.00		\$0.00	-\$39.00	\$139.00
	04 - CONCEALED WEAPON PERMITS	\$400.00	\$500.00		\$100.00	-\$55.00	\$555.00
	05 - COPS GRANT REIMBURSEMENT	\$40,764.64	\$58,119.05		\$17,354.41	\$12,577.19	\$45,541.86
	06 - Prisoner Boarding Reimbursement	\$3,000.00	\$7,000.00		\$4,000.00	-\$200.00	\$7,200.00
	39 - Caribou Emergency Management				\$0.00		
	01 Caribou Emergency Mangaement	\$10,800.00	\$10,800.00		\$0.00	\$0.00	\$10,800.00
	01 -Fees Woodland	\$200.00	\$200.00		\$0.00	\$0.00	\$200.00
	02 - Fees New Sweden	\$200.00	\$200.00		\$0.00	\$0.00	\$200.00
	03 - Fees Westmandland	\$200.00	\$200.00		\$0.00	\$0.00	\$200.00
	04 - Fees Perham	\$200.00	\$200.00		\$0.00	\$0.00	\$200.00
	05 - State EOC Reimbursment	\$10,000.00	\$10,000.00		\$0.00	\$0.00	\$10,000.00
	40 - PUBLIC WORKS	\$199,573.00	\$199,764.00	\$0.00	\$191.00		
	01 - PUBLIC WORKS	\$199,573.00	\$199,764.00	\$0.00	\$191.00	-\$2,154.21	\$201,918.21
	01 - DOT ROAD FUNDS ST. OF ME	\$156,032.00	\$159,164.00		\$3,132.00	\$5,797.53	\$153,366.47
	03 - Salary Reimbursement	\$20,600.00	\$20,600.00		\$0.00	-\$851.02	\$21,451.02
	04 - Equipment Rental	\$16,480.00	\$20,000.00		\$3,520.00	-\$1,715.79	\$21,715.79
	05 - FEMA Reimbursement	\$6,461.00	\$0.00		-\$6,461.00	-\$5,384.93	\$5,384.93
	50 - Recreation Department	\$6,800.00	\$8,700.00		\$1,900.00		
	01 Recreation Department	\$6,800.00	\$8,700.00		\$1,900.00	-\$3,229.50	\$11,929.50
	01 Rental Income	\$6,000.00	\$8,000.00		\$2,000.00	-\$3,204.50	\$11,204.50
	02 Program Fees	\$800.00	\$700.00		-\$100.00	-\$25.00	\$725.00

2012
Revenue Summary Report

		Council Approved 2011	Dept Request 2012	Council Approved	Budget 12 vs Budget 11	12 Budget vs 11 Actuals	2011 Actuals
51 - Parks					\$0.00		
	01 Parks	\$5,500.00	\$5,800.00		\$300.00	-\$1,204.00	\$7,004.00
	01 Miscellaneous Income	\$4,000.00	\$4,000.00		\$0.00	\$50.00	\$3,950.00
	02 Rental Income	\$1,500.00	\$1,800.00		\$300.00	-\$1,254.00	\$3,054.00
52 - Snowmobile Trail Maintenance					\$0.00	\$0.00	
	01 - Snowmobile Rental Income	\$62,400.00	\$60,400.00		-\$2,000.00	\$291.56	\$60,108.44
	01 Miscellaneous Income	\$5,500.00	\$5,500.00		\$0.00	\$2,350.00	\$3,150.00
	02 State Grant Revenue	\$53,900.00	\$51,900.00		-\$2,000.00	-\$2,000.00	\$53,900.00
	03 Snow Sled Reg (State)	\$3,000.00	\$3,000.00		\$0.00	-\$58.44	\$3,058.44
60 - AIRPORT		\$130.00	\$130.00	\$0.00	\$0.00		
	01 - AIRPORT	\$130.00	\$130.00	\$0.00	\$0.00	-\$8.24	\$138.24
	01 - AIRPORT RENT	\$130.00	\$130.00		\$0.00	-\$8.24	\$138.24
					\$0.00		
61 - Caribou Trailer Park					\$0.00		
	01 Caribou Trailer Park	\$22,800.00	\$22,800.00		\$0.00	\$0.00	\$22,800.00
	01 - Lot Rent Receipts	\$22,800.00	\$22,800.00		\$0.00	\$0.00	\$22,800.00
70 - INS. & RETIREMENT		\$25,000.00	\$25,000.00	\$0.00	\$0.00		
	01 - INS. & RETIREMENT	\$25,000.00	\$25,000.00	\$0.00	\$0.00	-\$507.41	\$25,507.41
	01 - MMA WORKERS COMP REFUND	\$5,000.00	\$5,000.00		\$0.00	-\$1,083.00	\$6,083.00
	02 - MMA UNEMPLOYMENT COMP REFUND	\$0.00	\$0.00		\$0.00	\$0.00	\$0.00
	03 - RETIREMENT RESRV. TRANS.	\$0.00	\$0.00		\$0.00	\$0.00	\$0.00
	04 - HRA Credit	\$20,000.00	\$20,000.00		\$0.00	\$575.59	\$19,424.41
75 - Contributions					\$0.00		
	01 Contributions	\$2,300.00	\$4,332.00		\$2,032.00	\$2,032.00	\$2,300.00
	01 - MDOT BTP Reimbursement	\$2,300.00	\$4,332.00		\$2,032.00	\$2,032.00	\$2,300.00
	FINAL TOTALS	\$5,284,278.51	\$5,179,928.17	\$0.00	-\$104,350.34	\$93,558.48	\$5,086,369.69
					-1.97%		
					0.00%		
					0.00%		
		-0.30%	-3.27%				

Budget Adjustments to the Second Draft of the 2012 Municipal Budget

	A	B	C	D	E	F
	Account Segment to Examine		Imple- mented	Imple- mented	Council Adjust	
2	Review 2012 Health Insurance Options - Re-examine the option of POS-200 for all employees and or PPO-500 - If PPO-500, examine negotiating a Group discount with Cary Medical Center					
3						
4	Assuming 9 months savings on POS-200	(\$34,593.13)				
5	Assuming 9 months savings on PPO-500	(\$45,590.47)				
6						
7	Petroleum Fuels - Secondary re-examination of Price Points and Utilization -	???				
8						
9	2012 CIP					
10	Municipal Building Reserve decrease if a portion of Overall Facilities Reserve can be used in 2012	(\$10,000.00)	x			
11	Municipal Building All Facilities - \$12,000 Fire Dept. Furnance, Library Roof 1st phase \$17,000, Munic. Building Carpets \$10,000 Total of \$40,000	(\$10,000.00)	x			
12	Ambulance Small Equipment Reserve - DRMO acquisition of Debrulators plus sale of old - Sale at \$	(\$11,050.00)	x			
13	Fire Vehicles Reserves - reduced to refurbish Tanker #4 versus New Purchase	(\$10,000.00)	x			
14	Police Small Equipment Reserve	(\$7,000.00)	x			
15	Public Works Equipemtn Reserve - DRMO displacement	(\$25,000.00)	x			
16	Streets & Roads - no contribution to 1/2 State Roads for 2012	(\$40,000.00)	x			
17	Parks Improvements	(\$11,000.00)	x			
18	Easements/Acquisitions - No funding for 2012, adequate reserve balance	(\$2,000.00)	x			
19	Trail Groomer Reserve	(\$10,000.00)	x			
20	Nylander Reserve - Displace for Facilities Reserve	(\$5,000.00)	x			
21	Christmas Lights - no capitalization of new purchases for 2012	(\$5,000.00)	x			
22	Subtotal	(\$146,050.00)				
23						
24	Streets & Roads considerations - Min.	(\$36,600.00)	x			
25						
26						
27						
28	Ambulance Bad Debt & Contractual Allowances - Volume & Payer Mix Dependent	(\$188,333.52)	x			
29	Implemented Subtotal	(\$370,983.52)				
30	No Debt Service	(\$215,511.00)	x			
31	Implemented Total	(\$586,494.52)				
32						
33	Changes to Revenue Report					
34	06 - HOMESTEAD EXEMPTION REIMB 2010	(\$54,300.00)	x			
35	28 - 2011 Ambulance Receivables	(\$23,500.00)	x			
36	Net Reduction of Revenue	(\$77,800.00)				
37						
38	Net Changes to Expense Accounts				Net Changes to Expense Accounts	
39	Community Development E-11-01-010-03 Airfare	(\$1,000.00)	x			
40				x	Community Development 010-02 Meals and Lodging	(\$220.00)
41				x	Community Development 013-01 Car Allowance	(\$500.00)
42	Community Development 390 Contracted Services	(\$4,000.00)	x			
43	Chamber 019 Miscellaneous Expense Add for Storage	\$750.00	x			
44					Chamber 019-01 Added for Storage	\$0.00
45	Municipal Bldg Lions Maintenance - Janitorial - moved to Depts	(\$1,000.00)	x			
46	Nylander 068 Janitorial 3.5 hrs/wk	\$1,858.17	x			
47	Emergency Management 068 Janitorial 3.5 hrs/wk	\$1,858.17	x			
48	Municipal Bldg 024 Lions - Comm Center Maint	(\$2,000.00)	x			
49	Municipal Bldg 024 Lions - 02 Water/Sewer	(\$425.00)	x			
50	Municipal Bldg 024 Lions - 04 Electric	(\$1,650.00)	x			
51	Municipal Bldg 024 Lions - 06 Reserve Transfer	(\$1,500.00)	x			
52				x	Municipal Building - Add \$5,000 as Expense Line - Take from the \$40,000 within CIP for Buildings - Was \$10,000 for Munc. Bldg, reduce to \$5,000 and do half of carpets this year, remainder in 2013	\$5,000.00
53				x	GA 019-01 Misc. Expense	(\$100.00)
54				x	Tax Assessing Office Supplies 003	(\$200.00)
55				x	Tax Assessing Misc. Expense 019-01	(\$100.00)
56				x	Library Add Line for Phase I of roof membrane replacement - to be taken from \$40,000 in CIP - Phase I at \$16,500 per quote	\$16,500.00
57	Emergency Management 031 Maintenance	\$1,000.00	x	x	Ambulance Salaries 001-08	(\$200.00)
58	Emergency Management 024 Water/Sewer	\$1,650.00	x	x	Ambulance New Equipment 014	(\$900.00)
59	Emergency Management 027 Electricity	\$0.00		x	Ambulance Misc. Expense 019	(\$400.00)
60	Emergency Management 014 New Equipment	(\$2,000.00)	x	x	Ambulance Bldg Supplies 030	(\$500.00)
61	Fire/Ambulance Chief - New Hire	(\$6,743.00)		x	Ambulance Building Maintenance 031	(\$1,000.00)
62	Independent Investigation legal Fees	\$22,770.00		x	Ambulance Awards & Recognition 046	(\$500.00)
63	9 Week Delay to Hire Fire Chief	(\$16,027.00)		x	Ambulance batteries 077	(\$500.00)
64					Ambulance EMS Licenses 292	check for Actuals
65				x	Police Salaries Reserves 001-06	(\$500.00)
66				x	Police Office Supplies Remove	(\$565.00)
67					Police Travel - does Assoc. Pay for travel	Ask Chief - NO
68				x	Police Travel 010-05	(\$500.00)
69						
70						
71						
72					Police & Others - What are we paying for Spring Water	Question
73				x	Fire/Ambulance Furnace Replacement - to be taken from \$40,000 within CIP - Add Expense Line for Replacement	\$12,000.00
74				x	Fire Dept. Misc. Expense 019-01	(\$500.00)
75				x	Fire Vehicle Insurances - Coouncil asked for additional information pertaining to the \$4,000 budgeted fro replacemnt cost insurance for the Fire Vehicles - Admin is reviewing	(\$4,000.00)
76				x	Fire Awards/Recognition 046-01	(\$500.00)
77				x	EOC Dept 39 new Equipment 014	(\$500.00)
78	Re-hire of new FF/Paramedic	(\$4,350.00)	x	x	EOC Supplies 030	(\$100.00)
79	Fire Micellaneous Expense 019	\$0.00		x	EOC Equip. Maint. 051-05	\$0.00
80	Ambualnce Micellaneous Expense 019	\$0.00		x	Public Works Clothing Allowances 070	(\$900.00)
81				x	Recreation OT 001-02	(\$1,900.00)
82	Ambulance Building Supplies 030	\$0.00		x	Recreation Travel Expenses 010-	(\$500.00)
83	Police Staffing - Miss-Calc. Add One Position missed to 001	\$37,523.00	x	x	Recreation Car Allowance 013-01	(\$1,000.00)

Budget Adjustments to the Second Draft of the 2012 Municipal Budget

	A	B	C	D	E	F
84	Police Seargent Replacement	(\$2,094.82)	x	x	Recreation Rink Maint. 139-00	(\$200.00)
85				x	Recreation Rent Expense 286-01	(\$200.00)
86					Recreation Trophies & Award	Revenue from Where?
87				x	Parks OT 001-02	(\$2,000.00)
88				x	Parks Vehicle Repairs 073	(\$1,000.00)
89				x	Dept 80 Unclassified 204	Remove
90						
91						
92						
93						
94	Recreation Wellness Center Heating 026-01	\$6,594.00	x			
95	Public Works Equipment CIP Account - Amend for purchases through GSA 4 sno Haulers & 1 Front Line Plow Truck versus purchasing 1 New Front Line Plow Truck -089 Equip. Reserve	(\$68,700.00)	x	x	Municipal Buildings - Remove \$40,000 from CIP and place items within Budget in appropriate Department - reduce Municipal Building amount from \$10,000 to \$5,000	(\$40,000.00)
96						
97	Net Changes Not Yet Implemented	(\$75,009.48)			Net Changes Not Yet Implemented	(\$26,485.00)
98						
99						
100	Health Savings	\$0.00				
101	Net Adjustments	(\$75,009.48)				
102	Public Safety Officer savings	\$0.00				
103	Potential Savings not Implemented	(\$75,009.48)				
104	Council Adjustments no yet Implemented	(\$26,485.00)				
105	Subtotal Net Reductions Combined	(\$101,494.48)				
106	Net Increase in Tax Commitment prior to Adjustments	\$94,767.47				
107	Net Increase in Tax Commitment after Adjustments	(\$6,727.01)				
108						

10 General Government

<u>Department</u>	<u>Budget 2010</u>	<u>Budget 2011</u>	<u>Department Request 12</u>	<u>Budget 2012-2011</u>	<u>Budget %</u>	<u>Actual 2012-2011</u>	<u>2011 Actuals</u>	<u>2010 Actuals</u>
001 Salaries	\$371,934.44	\$351,600.10	\$360,394.25	\$8,794.15	2.50%	\$12,549.52	\$347,844.73	\$373,812.96
01 Regular Pay							\$347,729.81	\$373,812.96
02 Overtime	\$2,500.00	\$2,500.00	\$2,500.00				\$114.92	
07 Salaries	\$369,434.44	\$349,100.10	\$357,894.25					
002 City Council Salaries	\$1,300.00	\$7,300.00	\$7,300.00	\$0.00	0.00%	\$1,470.00	\$5,830.00	\$655.00
01 Council Salaries	\$1,300.00	\$7,300.00	\$7,300.00				\$5,830.00	\$655.00
003 Office Supplies	\$30,400.00	\$30,816.00	\$25,016.00	-\$5,800.00	-18.82%	\$2,300.24	\$22,715.76	\$31,871.13
01 Postage	\$4,500.00	\$5,000.00	\$5,200.00				\$4,257.87	\$5,533.63
02 Advertising	\$1,800.00	\$2,500.00	\$2,000.00				\$1,350.68	\$2,578.96
03 Copier Rental	\$2,400.00	\$3,816.00	\$3,816.00				\$3,816.00	\$3,816.00
05 Printer Ink	\$1,700.00	\$2,300.00	\$2,500.00				\$2,686.09	\$3,353.61
07 Paper	\$2,500.00	\$2,500.00	\$1,800.00				\$1,653.11	\$2,335.32
08 Office Supplies	\$6,000.00	\$6,000.00	\$6,200.00				\$5,992.01	\$6,055.52
10 Annual Report	\$11,500.00	\$8,700.00	\$3,500.00				\$2,960.00	\$8,260.76
005 General Govt. Legal Fees	\$10,600.00	\$14,500.00	\$37,770.00	\$23,270.00	160.48%	\$19,157.17	\$18,612.83	\$8,048.10
01 Howes Corner	\$600.00	\$1,000.00	\$0.00				\$52.00	\$1,509.40
02 EPA Assessment			\$5,000.00					
04 Legal Fees	\$10,000.00	\$13,500.00	\$32,770.00				\$18,560.83	\$6,538.70
007 Audit	\$20,000.00	\$21,000.00	\$21,000.00	\$0.00	0.00%	-\$725.00	\$21,725.00	\$20,000.00
01 Audit	\$20,000.00	\$21,000.00	\$21,000.00				\$21,725.00	\$20,000.00
008 Computer Maintenance	\$22,150.00	\$25,500.00	\$26,100.00	\$600.00	2.35%	\$1,682.52	\$24,417.48	\$23,338.93
01 Computer Maintenance	\$22,150.00	\$25,500.00	\$26,100.00				\$24,417.48	\$23,338.93
009 Professional Dues	\$11,310.00	\$11,330.00	\$11,330.00	\$0.00	0.00%	\$662.67	\$10,667.33	\$11,279.89
01 Subscriptions	\$100.00	\$100.00	\$100.00				\$207.95	\$342.95
04 Professional Dues	\$11,210.00	\$11,230.00	\$11,230.00				\$10,459.38	\$10,936.94
010 Travel Expenses	\$4,500.00	\$5,100.00	\$5,100.00	\$0.00	0.00%	\$729.06	\$4,370.94	\$4,238.88
01 Mileage	\$1,300.00	\$2,500.00	\$2,500.00				\$2,605.83	\$2,478.55
02 Meals & Lodging	\$1,500.00	\$1,500.00	\$1,500.00				\$1,370.11	\$1,251.83
04 Conference Fees	\$1,000.00	\$750.00	\$750.00				\$395.00	\$495.00
05 Travel Expenses	\$700.00	\$350.00	\$350.00				\$0.00	\$13.50
011 Training & Education	\$1,500.00	\$1,000.00	\$1,000.00	\$0.00	0.00%	\$223.08	\$776.92	\$320.00
02 Training & Education	\$1,500.00	\$1,000.00	\$1,000.00				\$716.92	\$320.00
012 Elections	\$6,000.00	\$5,500.00	\$11,200.00	\$5,700.00	103.64%	\$9,153.64	\$2,046.36	\$7,687.32
01 Elections	\$6,000.00	\$4,500.00	\$9,000.00				\$2,046.36	\$7,687.32
02 Contracted Expenses	\$2,800.00	\$1,000.00	\$2,200.00				\$0.00	\$0.00
013 Car Allowance	\$1,680.00	\$1,680.00	\$1,680.00	\$0.00	0.00%	\$785.19	\$894.81	\$1,395.84
01 Car Allowance	\$1,680.00	\$1,680.00	\$1,680.00				\$894.81	\$1,395.84
014 New Equipment	\$1,200.00	\$1,200.00	\$1,200.00	\$0.00	0.00%	\$621.01	\$578.99	\$1,141.50
01 New Equipment	\$1,200.00	\$1,200.00	\$1,200.00				\$578.99	\$1,141.50
015 Telephone	\$4,520.00	\$4,520.00	\$3,964.36	-\$555.64	-12.29%	-\$125.55	\$4,089.91	\$4,239.85
01 Cell Phone	\$420.00	\$420.00	\$420.00				\$420.00	\$420.00
04 Telephone	\$4,100.00	\$4,100.00	\$3,544.36				\$3,669.91	\$3,819.85
017 Communications	\$1,860.00	\$1,860.00	\$1,860.00	\$0.00	0.00%	\$1.20	\$1,858.80	\$1,858.80
03 Communications	\$1,860.00	\$1,860.00	\$1,860.00				\$1,858.80	\$1,858.80
018 Health Insurance	\$88,114.35	\$92,030.27	\$92,702.42	\$672.15	0.73%	-\$15.77	\$92,718.19	\$86,379.68
01 Health Insurance	\$88,114.35	\$92,030.27	\$92,702.42				\$92,718.19	\$86,379.68
019 Miscellaneous Expenses	\$3,000.00	\$3,000.00	\$3,000.00	\$0.00	0.00%	\$1,776.91	\$1,223.09	\$1,465.98
01 Misc Expenses	\$3,000.00	\$3,000.00	\$3,000.00				\$1,223.09	\$1,465.98
020 Computers & Typewriters	\$5,850.00	\$10,000.00	\$10,000.00	\$0.00	0.00%	\$0.00	\$10,000.00	\$5,850.00
01 Computers & Typewriters	\$5,850.00	\$10,000.00	\$10,000.00				\$10,000.00	\$5,850.00
Totals	\$585,918.79	\$587,936.38	\$620,617.03	\$32,680.66	5.56%	\$50,245.89	\$570,371.14	\$583,831.23

12 Chamber

<u>Department</u>	<u>Budget 2009</u>	<u>Department Request 11</u>	<u>Department Request 12</u>	<u>Budget 2012- 2011</u>	<u>%</u>	<u>Actual 2012- 2011</u>	<u>2011 Actuals</u>
		7 months only	12 months				
001 Salaries	\$0.00	\$18,552.92	\$32,530.31	\$13,977.39	75.34%	\$14,789.27	\$17,741.04
01 Regular Pay	\$0.00	\$18,552.92	\$32,530.31				\$17,741.04
003 Office Supplies		\$2,800.00	\$7,700.00	\$4,900.00	175.00%	\$3,527.95	\$4,172.05
01 Postage	\$0.00	\$1,200.00	\$2,000.00				\$826.13
02 Advertising		\$0.00	\$0.00				\$0.00
03 Copier Rental		\$0.00	\$0.00				\$0.00
05 Printer Ink		\$200.00	\$2,700.00				\$1,268.21
07 Paper		\$400.00	\$1,000.00				\$372.29
08 Office Supplies		\$1,000.00	\$2,000.00				\$1,705.42
008 Computer Maintenance		\$500.00	\$500.00	\$0.00	0.00%	\$350.00	\$150.00
01 Computer Maintenance		\$500.00	\$500.00				\$150.00
009 Professional Dues		\$200.00	\$300.00	\$100.00	50.00%	-\$240.00	\$540.00
01 Subscriptions		\$200.00	\$300.00				\$540.00
010 Travel Expenses		\$725.00	\$1,400.00	\$675.00	93.10%	\$521.92	\$878.08
01 Mileage		\$525.00	\$1,000.00				\$780.08
02 Meals & Lodging		\$0.00	\$0.00				\$0.00
04 Conference Fees		\$200.00	\$400.00				\$98.00
05 Travel Expenses		\$0.00	\$0.00				\$0.00
011 Training & Education		\$500.00	\$500.00	\$0.00	0.00%	\$500.00	\$0.00
02 Training & Education		\$500.00	\$500.00				\$0.00
015 Telephone		\$1,200.00	\$833.97	-\$366.03	-30.50%	-\$161.77	\$995.74
04 Telephone		\$1,200.00	\$833.97				\$995.74
017 Communications		\$1,050.00	\$2,050.00	\$1,000.00	95.24%	\$1,482.72	\$567.28
01 Website			\$1,000.00				\$0.00
03 Communications		\$650.00	\$650.00				\$567.28
04 Web Cameras		\$400.00	\$400.00				\$0.00
018 Health Insurance		\$8,441.30	\$16,354.94	\$7,913.64	93.75%	\$7,919.55	\$8,435.39
01 Health Insurance		\$8,441.30	\$16,354.94				\$8,435.39
000 Payroll Expense		\$2,068.65	\$0.00	-\$2,068.65	-100.00%	\$0.00	\$0.00
01 FICA		\$1,419.30	\$0.00				\$0.00
02 Retirement		\$649.35	\$0.00				\$0.00
019 Miscellaneous Expenses		\$250.00	\$1,000.00	\$750.00	300.00%	\$303.46	\$696.54
01 Misc Expenses		\$250.00	\$1,000.00				\$696.54
068 Janitorial Services			\$1,858.17				
01 janitorial Services			\$1,858.17				
392 Adds & Marketing		\$1,000.00	\$5,000.00	\$4,000.00	400.00%	\$3,924.50	\$1,075.50
01 Adds & Marketing		\$1,000.00	\$5,000.00				\$1,075.50
393 UPS Shipping		\$1,000.00	\$1,000.00	\$0.00	0.00%	\$399.62	\$600.38
01 UPS Shipping		\$1,000.00	\$1,000.00				\$600.38
394 Community Projects		\$12,990.00	\$27,250.00	\$14,260.00	109.78%	\$16,581.54	\$10,668.46
01 Project Expense		\$0.00	\$0.00			\$0.00	\$0.00
02 Arts & Crafts		\$5,025.00	\$5,000.00			\$2,724.60	\$2,275.40
03 Annual Dinner		\$0.00	\$5,000.00			\$5,000.00	\$0.00
04 Caribou Cares		\$3,900.00	\$6,000.00			\$472.73	\$5,527.27
05 City Wide Yard Sale		\$0.00	\$1,000.00			\$1,000.00	\$0.00
06 Santa		\$1,465.00	\$3,000.00			\$972.79	\$2,027.21
07 Farmers		\$1,600.00	\$2,500.00			\$2,377.01	\$122.99
08 Winter Carnival		\$0.00	\$1,000.00			\$1,000.00	\$0.00
09 Community Projects OT		\$1,000.00	\$1,500.00			\$784.41	\$715.59
10 Golf Tournament		\$0.00	\$1,500.00			\$1,500.00	
11 Lets Move		\$0.00	\$750.00			\$750.00	
Expense Budget		\$51,277.87	\$98,277.40	\$46,999.53	91.66%	\$51,107.77	\$47,169.63

17 Health Sanitation

<u>Department</u>	<u>Budget 2010</u>	<u>Department Request 11</u>	<u>Department Request 12</u>	<u>Budget 2012-2011</u>	<u>%</u>	<u>Actual 2012-2011</u>	<u>2011 Actuals</u>	<u>2010 Actuals</u>
022 Health Officer	\$500.00	\$500.00	\$500.00	\$0.00	0.00%	\$0.00	\$500.00	\$500.00
01 Health Officer	\$500.00	\$500.00	\$500.00				\$500.00	\$500.00
023 Tri-Community Landfill	\$265,750.00	\$265,750.00	\$258,948.00	-\$6,802.00	-2.56%	-\$7,154.40	\$266,102.40	\$265,716.00
01 Tri-Community Landfill	\$265,750.00	\$265,750.00	\$258,948.00				\$266,102.40	\$265,716.00
Totals	\$266,250.00	\$266,250.00	\$259,448.00	-\$6,802.00	-2.55%	-\$7,154.40	\$266,602.40	\$266,216.00

18 Municipal Building

<u>Department</u>	<u>Budget 2010</u>	<u>Budget 2011</u>	<u>Department Request 12</u>	<u>Budget 2011-2010</u>	<u>%</u>	<u>Actual 2011-2010</u>	<u>2011 Actuals</u>	<u>2010 Actuals</u>
024 Maintenance - Comm. Center	\$2,075.00	\$7,015.00		-\$7,015.00	-100.00%	-\$4,079.14	\$4,079.14	-\$2,629.02
01 Maintenance - Comm. Center	\$2,000.00	\$2,000.00					\$1,049.27	\$513.52
02 Water & Sewer	\$425.00	\$425.00					\$413.30	\$407.99
03 Janitorial	\$4,350.00	\$0.00					\$888.02	\$2,199.66
04 Electric	\$2,800.00	\$2,090.00					\$1,728.55	\$1,958.15
06 Lions Reserve Transfer	\$0.00	\$2,500.00					\$0.00	
025 Heating Fuel - Comm. Center	\$3,524.56	\$4,626.50	\$5,827.03	\$1,200.53	25.95%	\$314.91	\$5,512.12	\$4,157.69
01 Heating Fuel Comm. Center	\$3,524.56	\$4,626.50	\$5,827.03				\$5,512.12	\$4,157.69
026 Heating Fuel	\$9,297.83	\$12,123.96	\$15,675.59	\$3,551.63	29.29%	-\$2,358.47	\$18,034.06	\$11,924.73
03 Heating Fuel	\$9,047.83	\$11,873.96	\$15,425.59				\$17,995.14	\$11,709.22
05 Propane-Genset	\$250.00	\$250.00	\$250.00				\$38.92	\$0.00
027 Electricity	\$19,250.00	\$18,287.00	\$15,750.00	-\$2,537.00	-13.87%	-\$992.93	\$16,742.93	\$18,897.79
11 Electricity	\$19,250.00	\$18,287.00	\$15,750.00				\$16,742.93	\$18,897.79
028 Water	\$680.00	\$705.00	\$850.00	\$145.00	20.57%	\$29.25	\$820.75	\$682.83
05 Water	\$680.00	\$705.00	\$850.00				\$820.75	\$682.83
029 Sewer	\$550.00	\$520.00	\$575.00	\$55.00	10.58%	\$1.00	\$574.00	\$500.00
01 Sewer	\$550.00	\$520.00	\$575.00				\$574.00	\$500.00
030 Building Supplies	\$3,500.00	\$3,500.00	\$3,200.00	-\$300.00	-8.57%	\$362.17	\$2,837.83	\$2,996.79
01 Building Supplies	\$3,500.00	\$3,500.00	\$3,200.00				\$2,837.83	\$2,996.79
031 Building Maintenance	\$5,000.00	\$5,500.00	\$5,500.00	\$0.00	0.00%	-\$1,491.50	\$6,991.50	\$6,081.52
01 Building Maintenance	\$5,000.00	\$5,500.00	\$5,500.00				\$6,991.50	\$6,081.52
032 Property Insurance	\$3,660.00	\$3,500.00	\$2,675.00	-\$825.00	-23.57%	-\$404.64	\$3,079.64	\$3,253.02
01 Property Insurance	\$3,660.00	\$3,500.00	\$2,675.00				\$3,079.64	\$3,253.02
033 Building Insurance-Comm. Ctr.	\$1,125.00	\$1,100.00	\$800.00	-\$300.00	-27.27%	-\$129.50	\$929.50	\$989.00
01 Building Ins. - Comm. Ctr.	\$1,125.00	\$1,100.00	\$800.00				\$929.50	\$989.00
271 Contracted Services	\$20,526.00	\$20,526.00	\$18,280.00	-\$2,246.00	-10.94%	-\$2,246.00	\$20,526.00	\$20,526.00
01 Janitorial & Supplies	\$20,526.00	\$20,526.00	\$18,280.00				\$20,526.00	\$20,526.00
000 Municipal Building Reserve			\$5,000.00					
01 Municipal Building Reserve			\$5,000.00					
Totals	\$69,188.40	\$77,403.46	\$74,132.62	-\$3,270.85	-4.23%	-\$5,994.85	\$80,127.47	\$67,380.35

20 General Assistance

<u>Department</u>	<u>Budget 2010</u>	<u>Budget 2011</u>	<u>Department Request 12</u>	<u>Budget 2012 - 2011</u>	<u>%</u>	<u>Actual 2012 - 2011</u>	<u>2011 Actuals</u>	<u>2010 Actuals</u>
001 Salaries	\$57,727.08	\$11,637.43	\$11,939.48	\$302.04	2.60%	\$500.08	\$11,439.40	\$57,776.69
01 Regular Pay	\$57,727.08	\$11,637.43	\$11,939.48				\$11,439.40	\$57,776.69
07 Salaries								
003 Office Supplies	\$910.00	\$700.00	\$520.00	-\$180.00	-25.71%	\$131.42	\$388.58	\$606.20
01 Postage	\$160.00	\$210.00	\$170.00				\$147.79	\$177.17
05 Printer Ink	\$500.00	\$250.00	\$150.00				\$67.99	\$223.74
08 Office Supplies	\$250.00	\$240.00	\$200.00				\$172.80	\$205.29
006 Legal Fees	\$500.00	\$500.00	\$500.00	\$0.00	0.00%	\$500.00	\$0.00	\$0.00
01 Legal Fees	\$500.00	\$500.00	\$500.00				\$0.00	\$0.00
010 Travel Exp	\$300.00	\$300.00	\$300.00	\$0.00	0.00%	\$300.00	\$0.00	\$85.68
04 Conf Fee	\$300.00	\$300.00	\$300.00				\$0.00	\$85.68
011 Training & Education	\$350.00	\$350.00	\$150.00	-\$200.00	-57.14%	\$120.00	\$30.00	\$80.00
02 Training & Education	\$350.00	\$350.00	\$150.00				\$30.00	\$80.00
018 Health Insurance	\$8,935.80	\$0.00	\$0.00	\$0.00	0.00%	\$0.00	\$0.00	\$8,750.92
01 Health Insurance	\$8,935.80						\$0.00	\$8,750.92
019 Miscellaneous Expenses	\$200.00	\$200.00	\$100.00	-\$100.00	-50.00%	\$82.62	\$17.38	\$57.00
01 Misc. Expenses	\$200.00	\$200.00	\$100.00				\$17.38	\$57.00
044 Reimbursements	\$0.00	\$0.00	\$0.00	\$0.00	0.00%	-\$41.55	\$41.55	\$0.00
01 Reimbursements	\$0.00	\$0.00	\$0.00				\$41.55	\$0.00
051 Equipment Maintenance	\$1,000.00	\$1,000.00	\$1,000.00	\$0.00	0.00%	\$100.00	\$900.00	\$1,250.00
05 Equipment Maintenance	\$1,000.00	\$1,000.00	\$1,000.00				\$900.00	\$1,250.00
053 G.A. - City	\$53,000.00	\$53,000.00	\$49,000.00	-\$4,000.00	-7.55%	\$6,010.80	\$42,989.20	\$46,426.64
01 G. A. City	\$53,000.00	\$53,000.00	\$49,000.00				\$42,989.20	\$46,426.64
054 G.A. - State	\$0.00	\$0.00	\$0.00	\$0.00	0.00%	\$314.99	-\$314.99	\$0.00
01 G. A. State	\$0.00	\$0.00	\$0.00				-\$314.99	\$0.00
290 Workfare Supervision	\$0.00	\$0.00	\$0.00	\$0.00	0.00%	\$0.00	\$0.00	\$0.00
01 Workfare Supervision	\$0.00	\$0.00	\$0.00				\$0.00	\$0.00
Totals	\$118,122.88	\$67,687.43	\$63,509.48	-\$4,177.96	-6.17%	\$8,018.36	\$55,491.12	\$110,233.13

22 Tax Assessment

<u>Department</u>	<u>Budget 2010</u>	<u>Budget 2011</u>	<u>Department Request 12</u>	<u>Budget 2012 - 2011</u>	<u>%</u>	<u>Actual 2012 - 2011</u>	<u>2011 Actuals</u>	<u>2010 Actuals</u>
001 Salaries	\$89,434.38	\$85,073.06	\$87,237.03	\$2,163.98	2.54%	\$1,950.51	\$85,286.52	\$88,137.48
01 Regular Pay	\$87,934.38	\$83,573.06	\$85,737.03				\$83,786.52	\$86,637.48
02 Overtime Pay							\$0.00	0
07 Salaries	\$1,500.00	\$1,500.00	\$1,500.00				\$1,500.00	\$1,500.00
003 Office Supplies	\$600.00	\$600.00	\$400.00	-\$200.00	-33.33%	\$198.69	\$201.31	\$246.44
01 Postage	\$0.00	\$0.00	\$0.00				\$0.00	\$0.00
05 Printer Ink	\$200.00	\$200.00	\$200.00				\$0.00	\$0.00
08 Office Supplies	\$400.00	\$400.00	\$200.00				\$201.31	\$246.44
006 Legal Fees	\$500.00	\$500.00	\$500.00	\$0.00	0.00%	\$500.00	\$0.00	\$0.00
01 Legal Fees	\$500.00	\$500.00	\$500.00				\$0.00	\$0.00
009 Professional Dues	\$200.00	\$235.00	\$265.00	\$30.00	12.77%	\$0.00	\$265.00	\$235.00
02 IAOO	\$0.00	\$0.00	\$0.00				\$0.00	\$0.00
04 Professional Dues	\$200.00	\$235.00	\$265.00				\$265.00	\$235.00
010 Travel Expenses	\$1,425.00	\$2,550.00	\$2,550.00	\$0.00	0.00%	\$225.21	\$2,324.79	\$786.76
01 Mileage	\$650.00	\$900.00	\$900.00				\$547.10	\$208.50
02 Meal & Lodge	\$775.00	\$1,650.00	\$1,650.00				\$1,777.69	\$578.26
04 CONF FEE	\$0.00	\$0.00	\$0.00				\$0.00	\$0.00
05 Travel Expenses	\$0.00	\$0.00	\$0.00				\$0.00	\$0.00
011 Training & Education	\$600.00	\$1,175.00	\$1,175.00	\$0.00	0.00%	\$282.00	\$893.00	\$780.00
02 Training & Education	\$600.00	\$1,175.00	\$1,175.00				\$893.00	\$780.00
013 Car Allowance	\$3,400.00	\$3,400.00	\$3,400.00	\$0.00	0.00%	-\$626.03	\$4,026.03	\$4,035.79
01 Car Allowance	\$3,400.00	\$3,400.00	\$3,400.00				\$4,026.03	\$4,035.79
015 Telephone	\$120.00	\$120.00	\$536.98	\$416.98	347.49%	\$429.27	\$107.71	\$102.84
01 Cell Phone	\$120.00	\$120.00	\$120.00				\$107.71	\$102.84
04 Telephone	\$0.00	\$0.00	\$416.98				\$0.00	\$0.00
018 Health Insurance	\$26,214.89	\$29,406.91	\$35,658.24	\$6,251.33	21.26%	\$6,251.28	\$29,406.96	\$26,214.71
01 Health Insurance	\$26,214.89	\$29,406.91	\$35,658.24				\$29,406.96	\$26,214.71
019 Miscellaneous Expenses	\$150.00	\$150.00	\$50.00	-\$100.00	-66.67%	\$11.65	\$38.35	\$54.79
01 Misc. Expense	\$150.00	\$150.00	\$50.00				\$38.35	\$54.79
055 Books & Periodicals	\$630.00	\$645.00	\$645.00	\$0.00	0.00%	-\$125.70	\$770.70	\$762.70
03 Books & Periodicals	\$630.00	\$645.00	\$645.00				\$770.70	\$762.70
056 Contracted Services	\$5,700.00	\$5,700.00	\$5,700.00	\$0.00	0.00%	\$767.00	\$4,933.00	\$5,165.15
01 Registry	\$2,200.00	\$2,200.00	\$2,200.00				\$1,433.95	\$1,690.15
04 Contracted Services	\$3,500.00	\$3,500.00	\$3,500.00				\$3,499.05	\$3,475.00
220 Assessment Reserve	\$30,000.00	\$62,000.00	\$136,400.00	\$74,400.00	120.00%	\$74,400.00	\$62,000.00	\$30,000.00
01 Assessment Reserve	\$30,000.00	\$62,000.00	\$136,400.00				\$62,000.00	\$30,000.00
Totals	\$158,974.27	\$191,554.97	\$274,517.26	\$82,962.29	43.31%	\$84,263.89	\$190,253.37	\$156,521.66

23 Code Enforcement Housing

<u>Department</u>	<u>Budget 2010</u>	<u>Budget 2011</u>	<u>Department Request 12</u>	<u>Budget 2012 - 2011</u>	<u>%</u>	<u>Actual 2012 - 2011</u>	<u>2011 Actuals</u>	<u>2010 Actuals</u>
001 Salaries	\$83,003.50	\$81,894.13	\$83,997.89	\$2,103.76	2.57%	\$1,989.21	\$82,008.68	\$83,537.45
01 Regular Pay	\$83,003.50	\$81,894.13	\$83,997.89				\$82,008.68	\$83,537.45
02 OT							\$0.00	0
003 Office Supplies	\$1,500.00	\$1,500.00	\$1,400.00	-\$100.00	-6.67%	\$448.87	\$951.13	\$1,162.47
01 Postage	\$300.00	\$400.00	\$400.00				\$164.70	\$286.70
02 Advertising	\$300.00	\$500.00	\$400.00				\$83.42	\$453.30
05 Printer Ink	\$0.00	\$0.00	\$0.00				\$0.00	\$0.00
08 Office Supplies	\$900.00	\$600.00	\$600.00				\$703.01	\$422.47
006 Legal Fees	\$2,500.00	\$2,500.00	\$2,500.00	\$0.00	0.00%	\$1,736.70	\$763.30	\$1,091.68
01 Legal Fees	\$2,500.00	\$2,500.00	\$2,500.00				\$763.30	\$1,091.68
009 Professional Dues	\$225.00	\$225.00	\$125.00	-\$100.00	-44.44%	\$5.00	\$120.00	\$120.00
04 Professional Dues	\$225.00	\$225.00	\$125.00				\$120.00	\$120.00
010 Travel Expenses	\$300.00	\$300.00	\$300.00	\$0.00	0.00%	\$300.00	\$0.00	\$0.00
05 Travel Expenses	\$300.00	\$300.00	\$300.00				\$0.00	\$0.00
011 Training & Education	\$300.00	\$300.00	\$200.00	-\$100.00	-33.33%	\$61.00	\$139.00	\$95.00
02 Training & Education	\$300.00	\$300.00	\$200.00				\$139.00	\$95.00
013 Car Allowance	\$1,800.00	\$2,000.00	\$1,800.00	-\$200.00	-10.00%	\$516.43	\$1,283.57	\$2,420.56
01 Car Allowance	\$1,800.00	\$2,000.00	\$1,800.00				\$1,283.57	\$2,420.56
015 Telephone	\$180.00	\$180.00	\$596.98	\$416.98	231.66%	\$450.57	\$146.41	\$292.99
01 Cell Phone	\$180.00	\$180.00	\$180.00				\$146.41	\$292.99
04 Telephone			\$416.98				\$0.00	
017 Communications	\$71.00	\$71.00	\$71.00	\$0.00	0.00%	\$35.56	\$35.44	\$0.00
01 Web Site							-\$35.44	\$0.00
03 Communications	\$71.00	\$71.00	\$71.00				\$70.88	\$0.00
018 Health Insurance	\$22,217.43	\$22,992.03	\$18,556.34	-\$4,435.69	-19.29%	-\$3,265.70	\$21,822.04	\$22,262.98
01 Health Insurance	\$22,217.43	\$22,992.03	\$18,556.34				\$21,822.04	\$22,262.98
057 Planning	\$400.00	\$400.00	\$400.00	\$0.00	0.00%	\$130.10	\$269.90	\$80.25
01 Planning	\$400.00	\$400.00	\$400.00				\$269.90	\$80.25
058 Codes Maintenance	\$400.00	\$400.00	\$300.00	-\$100.00	-25.00%	\$300.00	\$0.00	\$317.45
01 Codes Maintenance	\$400.00	\$400.00	\$300.00				\$0.00	\$317.45
383 Planning Board								\$0.00
01 Postage								\$0.00
Totals	\$112,896.93	\$112,762.17	\$110,247.22	-\$2,514.95	-2.23%	\$2,707.75	\$107,539.47	\$111,510.15
Revenue minus Expense		-1962.166486	-\$647.22					

25 Library

<u>Department</u>	<u>Budget 2010</u>	<u>Budget 2011</u>	<u>Department Request 12</u>	<u>Budget 2012 - 2011</u>	<u>%</u>	<u>Actual 2012 - 2011</u>	<u>2011 Actuals</u>	<u>2010 Actuals</u>
001 Salaries	\$201,876.12	\$194,110.44	\$194,390.62	\$280.19	0.14%	\$6,532.09	\$187,858.53	\$200,116.15
01 Regular Pay	\$200,476.12	\$192,710.44	\$192,990.62				\$186,800.25	\$199,225.06
02 Overtime	\$1,400.00	\$1,400.00	\$1,400.00				\$1,058.28	\$891.09
07 Salaries	\$0.00	\$0.00	\$0.00				\$0.00	
003 Office Supplies	\$3,000.00	\$3,000.00	\$3,000.00	\$0.00	0.00%	-\$422.72	\$3,422.72	\$2,908.29
01 Postage	\$350.00	\$350.00	\$350.00				\$0.00	\$0.00
03 Copier Rental	\$0.00	\$0.00	\$0.00				\$0.00	\$0.00
05 Printer Ink	\$200.00	\$200.00	\$200.00				\$0.00	\$0.00
07 Paper	\$100.00	\$100.00	\$100.00				\$0.00	\$0.00
08 Office Supplies	\$2,350.00	\$2,350.00	\$2,350.00				\$3,422.72	\$2,908.29
008 Computer Maintenance	\$3,000.00	\$3,000.00	\$3,200.00	\$200.00	6.67%	\$123.06	\$3,076.94	\$3,040.46
01 Computer Maintenance	\$3,000.00	\$3,000.00	\$3,200.00				\$3,076.94	\$3,040.46
010 Travel Expenses	\$1,275.00	\$1,275.00	\$1,275.00	\$0.00	0.00%	\$20.33	\$1,254.67	\$0.00
01 Mileage	\$200.00	\$200.00	\$200.00				\$0.00	\$0.00
02 Meals & Lodging	\$0.00	\$0.00	\$0.00				\$0.00	\$0.00
05 Travel Expenses	\$1,075.00	\$1,075.00	\$1,075.00				\$1,254.67	\$0.00
011 Training & Education	\$1,200.00	\$1,200.00	\$1,200.00	\$0.00	0.00%	\$17.66	\$1,182.34	\$373.00
02 Training & Education	\$1,200.00	\$1,200.00	\$1,200.00				\$1,182.34	\$373.00
014 New Equipment	\$3,000.00	\$3,000.00	\$3,000.00	\$0.00	0.00%	-\$2.29	\$3,002.29	\$3,001.08
01 New Equipment	\$3,000.00	\$3,000.00	\$3,000.00				\$3,002.29	\$3,001.08
015 Telephone	\$1,100.00	\$1,100.00	\$1,042.46	-\$57.54	-5.23%	\$305.06	\$737.40	\$809.12
01 Cell Phone	\$0.00	\$0.00	\$0.00				\$0.00	\$0.00
04 Telephone	\$1,100.00	\$1,100.00	\$1,042.46				\$737.40	\$809.12
018 Health Insurance	\$15,651.07	\$17,280.00	\$18,097.85	\$817.85	4.73%	\$507.63	\$17,590.22	\$15,976.82
01 Health Insurance	\$15,651.07	\$17,280.00	\$18,097.85				\$17,590.22	\$15,976.82
019 Miscellaneous Expenses	\$200.00	\$200.00	\$250.00	\$50.00	25.00%	\$28.89	\$221.11	\$206.16
01 Misc. Expenses	\$200.00	\$200.00	\$250.00				\$221.11	\$206.16
026 Heating Fuel	\$10,592.88	\$13,511.14	\$16,834.58	\$3,323.44	24.60%	\$3,324.31	\$13,510.27	\$10,834.32
03 Heating Fuel	\$10,592.88	\$13,511.14	\$16,834.58				\$13,510.27	\$10,834.32
027 Electricity	\$5,500.00	\$5,225.00	\$4,500.00	-\$725.00	-13.88%	-\$225.56	\$4,725.56	\$5,209.22
11 Electricity	\$5,500.00	\$5,225.00	\$4,500.00				\$4,725.56	\$4,793.11
028 Water	\$255.00	\$300.00	\$325.00	\$25.00	8.33%	\$1.40	\$323.60	\$290.82
05 Water	\$255.00	\$300.00	\$325.00				\$323.60	\$290.82
029 Sewer	\$230.00	\$260.00	\$275.00	\$15.00	5.77%	\$4.00	\$271.00	\$254.00
01 Sewer	\$230.00	\$260.00	\$275.00				\$271.00	\$254.00
031 Building Maintenance	\$8,000.00	\$8,000.00	\$8,000.00	\$0.00	0.00%	\$128.94	\$7,871.06	\$7,730.34
01 Building Maintenance	\$8,000.00	\$8,000.00	\$8,000.00				\$7,871.06	\$7,730.34
032 Property Insurance	\$3,100.00	\$3,000.00	\$2,250.00	-\$750.00	-25.00%	-\$349.13	\$2,599.13	\$2,747.60
01 Property Insurance	\$3,100.00	\$3,000.00	\$2,250.00				\$2,599.13	\$2,747.60
055 Books & Periodicals	\$23,000.00	\$23,000.00	\$23,000.00	\$0.00	0.00%	-\$7.02	\$23,007.02	\$23,633.62
03 Books & Periodicals	\$23,000.00	\$23,000.00	\$23,000.00				\$23,007.02	\$23,633.62
291 Library Computer Reserve	\$900.00	\$900.00	\$900.00	\$0.00	0.00%	\$0.00	\$900.00	\$900.00
01 Library Computer Reserve	\$900.00	\$900.00	\$900.00				\$900.00	\$900.00
000 Roofing Phase I			\$16,500.00					
01 Roofing Phase I			\$16,500.00					
Totals	\$278,381.07	\$278,361.58	\$298,040.51	\$19,678.93	7.07%	\$26,486.65	\$271,553.86	\$274,477.00
		\$33.49	\$35.86					

26 Nylander Museum Building

Department	Budget 2010	Department Request 11	Department Request 11	Department Request 12	Budget 2012 - 2011	%	Actual 2012 - 2011	2011 Actuals	2010 Actuals
		Original	Amended	Amended					
001 Salaries	\$28,512.91	\$28,100.82	\$15,713.20	\$13,872.20	-\$1,841.00	-11.72%	-\$1,773.18	\$15,645.38	\$26,636.34
01 Regular Pay	\$28,512.91	\$28,100.82	\$15,713.20	\$13,872.20				\$15,645.38	\$26,636.34
07 Salaries									
003 Office Supplies	\$730.00	\$730.00	\$315.00	\$315.00	\$0.00	0.00%	\$23.83	\$291.17	\$465.75
01 Postage	\$180.00	\$180.00	\$90.00	\$160.00				\$159.94	\$14.50
03 Copier Rental	\$0.00	\$0.00	\$0.00	\$0.00				\$31.65	\$85.40
08 Office Supplies	\$550.00	\$550.00	\$225.00	\$155.00	-\$70.00	-31.11%	\$55.42	\$99.58	\$365.85
006 Legal Fees								\$0.00	\$0.00
01 Legal Fees								\$0.00	\$0.00
009 Professional Dues	\$310.00	\$310.00	\$0.00	\$0.00	\$0.00	0.00%	\$0.00	\$0.00	\$230.00
04 Professional Dues	\$310.00	\$310.00	\$0.00	\$0.00				\$0.00	\$230.00
010 Travel Expenses	\$0.00	\$0.00	\$0.00	\$0.00	\$0.00	0.00%	\$0.00	\$0.00	\$0.00
05 Travel Expenses	\$0.00	\$0.00	\$0.00	\$0.00				\$0.00	\$0.00
011 Training & Education	\$0.00	\$0.00	\$0.00	\$0.00	\$0.00	0.00%	\$0.00	\$0.00	\$0.00
02 Training & Education	\$0.00	\$0.00	\$0.00	\$0.00				\$0.00	\$0.00
014 New Equipment	\$0.00	\$0.00	\$0.00	\$0.00	\$0.00	0.00%	\$0.00	\$0.00	\$0.00
01 New Equipment	\$0.00	\$0.00	\$0.00	\$0.00				\$0.00	\$0.00
015 Telephone	\$550.00	\$550.00	\$350.00	\$208.49	-\$141.51	-40.43%	-\$388.77	\$597.26	\$560.96
04 Telephone	\$550.00	\$550.00	\$350.00	\$208.49				\$597.26	\$560.96
017 Communications	\$1,000.00	\$1,000.00	\$600.00	\$600.00	\$0.00	0.00%	\$49.36	\$550.64	\$781.68
01 Web Site	\$400.00	\$400.00	\$0.00	\$0.00				\$0.00	\$281.78
03 Communications	\$600.00	\$600.00	\$600.00	\$600.00				\$550.64	\$499.90
019 Miscellaneous Expenses	\$740.00	\$740.00	\$350.00	\$350.00	\$0.00	0.00%	\$135.66	\$214.34	\$891.52
01 Misc. Expenses	\$740.00	\$740.00	\$350.00	\$350.00				\$214.34	\$891.52
026 Heating Fuel	\$3,255.25	\$3,974.57	\$5,300.00	\$5,000.00	-\$300.00	-5.66%	\$935.18	\$4,064.82	\$3,410.00
03 Heating Fuel	\$2,755.25	\$3,474.57	\$4,500.00	\$4,200.00				\$4,064.82	\$3,410.00
05 Propane	\$500.00	\$500.00	\$800.00	\$800.00				\$0.00	\$0.00
027 Electricity	\$1,200.00	\$1,200.00	\$1,455.00	\$1,375.00	-\$80.00	-5.50%	\$86.26	\$1,288.74	\$1,231.56
11 Electricity	\$1,200.00	\$1,200.00	\$1,455.00	\$1,375.00				\$1,288.74	\$1,231.56
028 Water	\$990.00	\$990.00	\$1,150.00	\$1,400.00	\$250.00	21.74%	\$401.75	\$998.25	\$1,023.43
01 Water	\$990.00	\$990.00	\$1,150.00	\$1,400.00				\$998.25	\$1,023.43
029 Sewer	\$200.00	\$200.00	\$250.00	\$250.00	\$0.00	0.00%	\$50.00	\$200.00	\$250.00
01 Sewer	\$200.00	\$200.00	\$250.00	\$250.00				\$200.00	\$250.00
030 Building Supplies	\$200.00	\$200.00	\$600.00	\$600.00	\$0.00	0.00%	\$471.14	\$128.86	\$83.79
01 Building Supplies	\$200.00	\$200.00	\$600.00	\$600.00				\$128.86	\$83.79
031 Building Maintenance	\$3,000.00	\$3,000.00	\$3,000.00	\$3,000.00	\$0.00	0.00%	\$529.99	\$2,470.01	\$2,527.33
01 Building Maintenance	\$3,000.00	\$3,000.00	\$3,000.00	\$3,000.00				\$2,470.01	\$2,527.33
032 Property Insurance	\$870.00	\$870.00	\$870.00	\$650.00	-\$220.00	-25.29%	-\$108.72	\$758.72	\$859.38
01 Property Insurance	\$870.00	\$870.00	\$870.00	\$650.00				\$758.72	\$859.38
055 Books & Periodicals	\$0.00	\$0.00	\$0.00	\$0.00	\$0.00	0.00%	\$0.00	\$0.00	\$34.75
03 Books & Periodicals	\$0.00	\$0.00	\$0.00	\$0.00				\$0.00	\$34.75
061 Marketing	\$0.00	\$0.00	\$0.00	\$0.00	\$0.00	0.00%	\$0.00	\$0.00	\$0.00
01 Marketing	\$0.00	\$0.00	\$0.00	\$0.00				\$0.00	\$0.00
062 Displays	\$0.00	\$0.00	\$0.00	\$0.00	\$0.00	0.00%	-\$189.48	\$189.48	\$0.00
01 Displays	\$0.00	\$0.00	\$0.00	\$0.00				\$189.48	\$0.00
063 Audio-Visual Display	\$0.00	\$0.00	\$0.00	\$0.00	\$0.00	0.00%	\$0.00	\$0.00	\$0.00
01 Audio-Visual Display	\$0.00	\$0.00	\$0.00	\$0.00				\$0.00	\$0.00
064 Conservation	\$0.00	\$0.00	\$0.00	\$0.00	\$0.00	0.00%	\$0.00	\$0.00	\$0.00
01 Conservation	\$0.00	\$0.00	\$0.00	\$0.00				\$0.00	\$0.00
066 Special Events	\$0.00	\$0.00	\$0.00	\$0.00	\$0.00	0.00%	\$0.00	\$0.00	\$158.00
01 Spec. Events	\$0.00	\$0.00	\$0.00	\$0.00				\$0.00	\$158.00
068 Janitorial Fees				\$1,858.17					
01 Janitorial Fees				\$1,858.17					
Totals	\$41,558.16	\$41,865.39	\$29,953.20	\$29,478.86	-\$474.34	-1.58%	\$2,081.19	\$27,397.67	\$39,144.49

30 Fire Department

Department	Budget 2010	Department Request 11	Department Request 12	Budget 2012 - 2011	%	Actual 2012 - 2011	2011 Actuals	2010 Actuals
001 Salaries	\$194,407.26	\$247,830.88	\$248,491.03	\$660.15	0.27%	\$2,163.61	\$246,327.42	\$209,400.26
01 Regular Pay	\$166,407.26	\$203,530.88	\$202,491.03				\$213,956.75	\$180,995.01
02 Overtime	\$18,200.00	\$34,500.00	\$34,500.00				\$21,018.91	\$18,484.85
05 Stand By Pay	\$9,800.00	\$9,800.00	\$11,500.00				\$11,351.76	\$9,920.40
07 Salaries	\$0.00	\$0.00	\$0.00					
003 Office Supplies	\$1,500.00	\$1,000.00	\$1,000.00	\$0.00	0.00%	\$301.93	\$698.07	\$1,127.83
01 Postage	\$250.00	\$300.00	\$300.00				\$176.69	\$85.19
05 Printer Ink	\$200.00	\$200.00	\$200.00				\$98.29	\$198.81
07 Paper	\$0.00	\$0.00	\$0.00				\$0.00	\$0.00
08 Office Supplies	\$1,050.00	\$500.00	\$500.00				\$419.41	\$843.83
								\$1,385.50
009 Professional Dues	\$1,200.00	\$1,375.00	\$1,267.00	-\$108.00	-7.85%	\$103.25	\$1,163.75	\$1,163.75
01 Subscriptions	\$800.00	\$400.00	\$100.00				\$150.00	\$747.40
04 Professional Dues	\$400.00	\$975.00	\$1,167.00				\$1,013.75	\$638.10
010 Travel Expenses	\$2,500.00	\$3,000.00	\$1,500.00	-\$1,500.00	-50.00%	\$1,364.87	\$135.13	\$3,062.35
01 Mileage	\$500.00	\$500.00	\$0.00				\$0.00	-\$323.00
02 Meals & Lodging	\$500.00	\$500.00	\$500.00				\$0.00	\$0.00
05 Travel Expenses	\$1,500.00	\$2,000.00	\$1,000.00				\$3,232.97	\$3,385.45
06 Travel Reimbursement							-\$3,097.84	
011 Training & Education	\$4,000.00	\$4,000.00	\$3,000.00	-\$1,000.00	-25.00%	\$969.69	\$2,030.31	\$1,971.85
01 St School Aroostook Assessors							\$0.00	
02 Training & Education	\$4,000.00	\$4,000.00	\$3,000.00				\$969.69	\$2,030.31
013 Car Allowance	\$500.00	\$500.00	\$0.00	-\$500.00	-100.00%	\$0.00	\$0.00	\$0.00
01 Car Allowance	\$500.00	\$500.00	\$0.00				\$0.00	\$0.00
014 New Equipment	\$6,000.00	\$6,000.00	\$7,000.00	\$1,000.00	16.67%	\$1,341.06	\$5,658.94	\$4,241.08
01 New Equipment	\$6,000.00	\$6,000.00	\$7,000.00				\$5,658.94	\$4,241.08
015 Telephone	\$1,455.00	\$1,785.00	\$2,098.50	\$313.50	17.56%	\$405.90	\$1,692.60	\$1,832.63
01 Cell Phone	\$455.00	\$785.00	\$785.00				\$596.10	\$783.96
04 Telephone	\$1,000.00	\$1,000.00	\$1,313.50				\$1,096.50	\$1,048.67
017 Communication	\$140.00	\$140.00	\$130.00	-\$10.00	-7.14%	\$2.32	\$127.68	\$127.68
03 Communications	\$140.00	\$140.00	\$130.00				\$127.68	\$127.68
018 Health Insurance	\$53,965.30	\$35,226.38	\$35,407.54	\$181.16	0.51%	-\$2,388.78	\$37,796.32	\$49,660.22
01 Health Insurance	\$53,965.30	\$35,226.38	\$35,407.54				\$37,796.32	\$49,660.22
019 Miscellaneous Expenses	\$1,500.00	\$1,500.00	\$1,000.00	-\$500.00	-33.33%	\$425.58	\$574.42	\$599.36
01 Misc. Expenses	\$1,500.00	\$1,500.00	\$1,000.00				\$574.42	\$599.36
026 Heating Fuel	\$5,387.92	\$6,962.13	\$8,705.29	\$1,743.16	25.04%	\$322.56	\$8,382.73	\$5,975.62
03 Heating Fuel	\$5,387.92	\$6,962.13	\$8,705.29				\$8,382.73	\$5,975.62
027 Electricity	\$3,500.00	\$3,135.00	\$2,950.00	-\$185.00	-5.90%	-\$87.31	\$3,037.31	\$3,661.68
11 Electricity	\$3,500.00	\$3,135.00	\$2,950.00				\$3,037.31	\$3,661.68
028 Water	\$160.00	\$160.00	\$160.00	\$0.00	0.00%	-\$20.53	\$180.53	\$169.80
05 Water	\$160.00	\$160.00	\$160.00				\$180.53	\$169.80
029 Sewer	\$150.00	\$150.00	\$150.00	\$0.00	0.00%	\$53.40	\$96.60	\$127.80
01 Sewer	\$150.00	\$150.00	\$150.00				\$96.60	\$127.80
030 Building Supplies	\$1,200.00	\$1,200.00	\$1,000.00	-\$200.00	-16.67%	\$445.24	\$554.76	\$1,070.29
01 Building Supplies	\$1,200.00	\$1,200.00	\$1,000.00				\$554.76	\$1,070.29
031 Building Maintenance	\$3,500.00	\$3,000.00	\$3,000.00	\$0.00	0.00%	-\$886.23	\$3,886.23	\$2,409.09
01 Building Maintenance	\$3,500.00	\$3,000.00	\$3,000.00				\$3,886.23	\$2,405.28
032 Property Insurance	\$1,400.00	\$1,550.00	\$980.00	-\$570.00	-36.77%	-\$171.54	\$1,151.54	\$1,446.08
01 Property Insurance	\$1,400.00	\$1,550.00	\$980.00				\$1,151.54	\$1,446.08
034 Workers Compensation	\$9,912.70	\$10,681.66	\$9,420.40	-\$1,261.26	-11.81%	-\$3,527.15	\$12,947.55	\$11,323.01
01 Workers Compensation	\$9,912.70	\$10,681.66	\$9,420.40				\$12,947.55	\$11,323.01
035 Unemployment Compensation	\$306.00	\$6.00	\$702.72	\$696.72	11612.00%	\$696.72	\$6.00	\$306.00
01 Unemployment Comp.	\$306.00	\$6.00	\$702.72				\$6.00	\$306.00
036 Vehicle Insurance	\$1,420.00	\$1,550.00	\$1,790.00	\$240.00	15.48%	-\$75.24	\$1,865.24	\$1,483.08
01 Vehicle Insurance	\$1,420.00	\$1,550.00	\$1,790.00				\$1,865.24	\$1,483.08
038 Social Security	\$16,708.16	\$20,795.06	\$20,845.56	\$50.50	0.24%	\$891.04	\$19,954.52	\$17,907.49
01 Social Security	\$16,708.16	\$20,795.06	\$20,845.56				\$19,954.52	\$17,907.49
046 Recognition & Awards	\$1,500.00	\$1,500.00	\$1,000.00	-\$500.00	-33.33%	-\$214.83	\$1,214.83	\$667.48
01 Recognitions & Awards	\$1,500.00	\$1,500.00	\$1,000.00				\$1,214.83	\$667.48
051 Equipment Maintenance	\$6,375.00	\$7,400.00	\$8,164.00	\$764.00	10.32%	\$941.25	\$7,222.75	\$7,469.43
01 Software	\$875.00	\$0.00	\$0.00				\$595.00	\$3,312.96
								\$982.20
03 Maintenance Contracts	\$3,000.00	\$5,400.00	\$6,164.00				\$5,307.14	
05 Equipment Maintenance	\$2,500.00	\$2,000.00	\$2,000.00				\$1,320.61	\$3,174.27
06 Air Compressor							\$0.00	\$0.00
067 Paid Call Firefighters	\$24,000.00	\$24,000.00	\$24,000.00	\$0.00	0.00%	-\$1,175.99	\$25,175.99	\$24,623.65
01 Paid Call Firefighters	\$24,000.00	\$24,000.00	\$24,000.00				\$25,175.99	\$24,623.65
068 Janitorial Services	\$2,353.54	\$2,367.15	\$2,428.39	\$61.23	2.59%	-\$37.73	\$2,466.12	\$2,105.59
01 Janitorial Services	\$2,353.54	\$2,367.15	\$2,428.39				\$2,466.12	\$2,105.59
069 Paid Call Insurance	\$200.00	\$365.00	\$410.00	\$45.00	12.33%	\$1.80	\$408.20	\$445.00
01 Paid Call Insurance	\$200.00	\$365.00	\$410.00				\$408.20	\$445.00
070 Clothing Allowance	\$5,200.00	\$5,200.00	\$5,200.00	\$0.00	0.00%	\$165.37	\$5,034.63	\$5,616.24
00 Clothing Allowance	\$0.00	\$0.00	\$0.00				\$0.00	\$0.00
01 Uniforms	\$0.00	\$0.00	\$0.00				\$4,565.71	\$5,616.24
02 T. O. Gear	\$0.00	\$0.00	\$0.00				\$0.00	\$0.00
03 Clothing	\$0.00	\$0.00	\$0.00				\$0.00	\$0.00
04 Boots	\$0.00	\$0.00	\$0.00				\$0.00	\$0.00
06 Clothing Allowance	\$5,200.00	\$5,200.00	\$5,200.00				\$468.92	\$0.00
071 Radio Maintenance	\$4,800.00	\$4,800.00	\$3,000.00	-\$1,800.00	-37.50%	\$299.11	\$2,700.89	\$4,446.86

30 Fire Department

Department	Budget 2010	Department Request 11	Department Request 12	Budget 2012 - 2011	%	Actual 2012 - 2011	2011 Actuals	2010 Actuals
01 Vehicle							\$182.50	\$105.00
02 Building							\$0.00	\$0.00
03 Radio Maintenance	\$4,800.00	\$4,800.00	\$3,000.00				\$2,518.39	\$4,341.86
072 Ladder Testing	\$1,000.00	\$1,000.00	\$1,000.00	\$0.00	0.00%	\$5.00	\$995.00	\$695.00
01 Ladder Testing	\$1,000.00	\$1,000.00	\$1,000.00				\$995.00	\$695.00
073 Vehicle Repair	\$4,100.00	\$4,500.00	\$4,500.00	\$0.00	0.00%	-\$8.66	\$4,508.66	\$4,636.50
01 Vehicle Repair	\$4,100.00	\$4,500.00	\$4,500.00				\$4,508.66	\$4,636.50
02 Vehicle/Boat Repair	\$0.00	\$0.00	\$0.00				\$0.00	\$0.00
074 Tires	\$3,500.00	\$2,000.00	\$2,000.00	\$0.00	0.00%	\$548.04	\$1,451.96	\$3,697.77
01 Tires/Repairs	\$500.00	\$500.00	\$500.00				-\$300.00	\$288.97
02 Tire Replacement	\$3,000.00	\$1,500.00	\$1,500.00				\$1,751.96	\$3,408.80
075 Gas/Oil/Filters	\$2,306.80	\$2,487.02	\$2,832.88	\$345.86	13.91%	\$398.19	\$2,434.69	\$2,103.21
01 Gas/Oil/Filters	\$2,306.80	\$2,487.02	\$2,832.88				\$2,434.69	\$2,103.21
076 Diesel	\$1,212.00	\$1,529.87	\$1,973.46	\$443.59	29.00%	-\$78.74	\$2,052.20	\$1,887.87
01 Diesel	\$1,212.00	\$1,529.87	\$1,973.46				\$2,052.20	\$1,887.87
077 Batteries	\$2,000.00	\$1,500.00	\$800.00	-\$700.00	-46.67%	\$800.00	\$0.00	\$656.60
03 Batteries	\$2,000.00	\$1,500.00	\$800.00				\$0.00	\$656.60
078 Special Meals	\$550.00	\$550.00	\$550.00	\$0.00	0.00%	\$595.48	-\$45.48	\$494.45
01 Special Meals	\$550.00	\$550.00	\$550.00				-\$45.48	\$494.45
079 Employee Physicals	\$500.00	\$1,000.00	\$1,000.00	\$0.00	0.00%	\$441.00	\$559.00	\$804.00
01 Employee Physicals	\$500.00	\$1,000.00	\$1,000.00				\$559.00	\$804.00
080 Paid Call Volunteers							\$0.00	\$0.00
01 Paid Call Volunteers							\$0.00	\$0.00
085 Transport Meals	\$0.00	\$0.00	\$0.00				\$0.00	\$0.00
01 Transport Meals							\$0.00	\$0.00
087 Medical Supplies	\$0.00	\$0.00	\$0.00				\$0.00	\$0.00
03 Medical Supplies							\$0.00	\$0.00
105 Street Lights							\$0.00	\$0.00
01 Street Lights							\$0.00	\$0.00
222 Fire Equipment Reserve	\$50,000.00	\$65,000.00	\$55,000.00	-\$10,000.00	-15.38%	-\$10,000.00	\$65,000.00	\$50,000.04
01 Fire Equipment Reserve	\$50,000.00	\$65,000.00	\$55,000.00				\$65,000.00	\$50,000.04
223 Fire Hose Reserve	\$900.00	\$500.00	\$1,000.00	\$500.00	100.00%	\$500.00	\$500.00	\$900.00
01 Fire Hose Reserve	\$900.00	\$500.00	\$1,000.00				\$500.00	\$900.00
224 Foam Reserve	\$450.00	\$400.00	\$400.00	\$0.00	0.00%	\$0.00	\$400.00	\$450.00
01 Foam Reserve	\$450.00	\$400.00	\$400.00				\$400.00	\$450.00
225 Fire Computer Reserve	\$300.00	\$300.00	\$300.00	\$0.00	0.00%	\$0.00	\$300.00	\$300.00
01 Fire Computer Reserve	\$300.00	\$300.00	\$300.00				\$300.00	\$300.00
292 EMS Licenses								
01 EMS Licenses								
000 Furnace Replacement			\$12,000.00					
01 Furnace Replacement			\$12,000.00					
Totals	\$421,909.66	\$477,946.17	\$478,156.77	\$210.61	0.04%	\$7,525.68	\$470,631.09	\$431,227.39
Per Capita Fee Avg. (Pop. 10,831)	\$38.95	\$44.13	\$44.15					
2011 Budget - Revenues (Caribou share)	\$330,505.90	\$368,196.06	\$370,934.43					
Caribou Per Capita	\$39.76	\$44.30	\$44.63					

Fire Department Distribution

Community	Real & Personal Prop Less Land Valuations from 2010	Share of 50% Valuation Basis	2010 Census	Share of 50% Population Basis	Total Share of 2011 Budget	Percent Share	Per Capita Fee
Connor TWP	\$30,336,232.00	\$18,806.06	457	\$10,382.86	\$29,188.92	6.10%	\$63.87
New Sweden	\$18,523,199.00	\$11,482.92	602	\$13,677.20	\$25,160.12	5.26%	\$41.79
Westmanland	\$3,458,453.00	\$2,143.97	62	\$1,408.62	\$3,552.58	0.74%	\$57.30
T16 R4			110		\$1,050.00	0.22%	\$9.55
Woodland	\$33,410,457.00	\$20,711.84	1,213	\$27,558.88	\$48,270.72	10.10%	\$39.79
Total per Category		\$239,078.39		\$239,078.39		100.22%	
		T16 R4 Contract		\$1,050.00			
2011 Fire Budget	\$478,156.77	Total Collections		\$479,206.77		Average Cap	\$49.64
Total Eq. Valuations	\$385,659,541.00	Contract Communities		\$107,222.34			
Total Census Pop.	10,523	Change from 2009		\$18,277.34			
	2011 Bill	2012 Bill	Difference		Per Caps		
Caribou	\$369,130.18	\$371,984.43	\$2,854.26	0.77%	\$45.42		
Connor TWP	\$28,144.00	\$29,188.92	\$1,044.92	3.71%	\$63.87		
New Sweden	\$25,171.58	\$25,160.12	-\$11.46	-0.05%	\$41.79		
Westmanland	\$3,708.39	\$3,552.58	-\$155.81	-4.20%	\$57.30		
T16 R 4	\$1,125.51	\$1,159.28	\$33.77	will be 3.00%			
Woodland	\$51,642.02	\$48,270.72	-\$3,371.31	-6.53%	\$39.79		
Subtotal Increase 010	\$478,921.68	\$479,316.05	\$394.37				

31 Ambulance Department

<u>Department</u>	<u>Budget 2010</u>	<u>Budget 2011</u>	<u>Department Request 12</u>	<u>Budget 2012 - 2011</u>	<u>%</u>	<u>Actual 2012 - 2011</u>	<u>2011 Actuals</u>	<u>2010 Actuals</u>
001 Salaries	\$652,362.50	\$620,753.95	\$619,378.84	-\$1,375.11	-0.22%	-\$53,303.34	\$672,682.18	\$660,865.51
01 Regular Pay	\$463,662.50	\$368,154.96	\$367,886.12				\$395,627.13	\$480,323.14
02 Overtime	\$159,000.00	\$142,700.00	\$142,700.00		\$1,676.30	-\$27,317.56	\$170,017.56	\$156,720.10
03 Nursing	\$0.00	\$0.00	\$0.00				\$0.00	
05 Stand By Pay	\$28,200.00	\$28,200.00	\$26,000.00				\$26,136.60	\$23,106.60
07 Amb. Billing Salaries	\$0.00	\$80,198.99	\$81,992.72				\$80,200.86	
08 Special Transports	\$1,500.00	\$1,500.00	\$800.00				\$700.03	\$715.67
003 Office Supplies	\$9,900.00	\$12,275.00	\$12,575.00	\$300.00	2.44%	\$464.38	\$12,110.62	\$11,424.16
01 Postage	\$1,600.00	\$2,000.00	\$1,400.00				\$1,408.53	\$1,151.88
05 Printer Ink	\$600.00	\$875.00	\$875.00				\$309.73	\$846.68
07 Paper	\$0.00	\$0.00	\$0.00				\$0.00	
08 Office Supplies	\$2,000.00	\$3,000.00	\$3,600.00				\$3,603.18	\$3,095.30
09 Amb. Billing Supplies	\$700.00	\$0.00	\$0.00				\$71.76	\$70.50
13 Houlton Supplies	\$2,500.00	\$3,700.00	\$3,700.00				\$3,540.88	\$3,618.97
14 Calais Supplies	\$2,500.00	\$2,700.00	\$3,000.00				\$3,167.95	\$2,639.27
009 Professional Dues	\$2,250.00	\$2,480.00	\$1,500.00	-\$980.00	-39.52%	-\$446.75	\$1,946.75	\$1,876.00
01 Subscriptions	\$250.00	\$200.00	\$200.00				\$8.00	\$301.10
04 Professional Dues	\$2,000.00	\$2,280.00	\$1,300.00				\$1,938.75	\$1,574.90
010 Travel Expenses	\$1,000.00	\$1,000.00	\$1,000.00	\$0.00	0.00%	\$347.75	\$652.25	\$651.53
01 Mileage	\$500.00	\$500.00	\$500.00				\$0.00	\$191.52
02 Meals & Lodging	\$0.00	\$0.00	\$0.00				\$0.00	
05 Travel Expenses	\$500.00	\$500.00	\$500.00				\$652.25	\$460.01
011 Training & Education	\$5,500.00	\$5,500.00	\$5,500.00	\$0.00	0.00%	\$2,871.55	\$2,628.45	\$2,294.92
01 St School Aroostook							\$0.00	
02 Training & Education	\$5,500.00	\$5,500.00	\$5,500.00				\$2,628.45	\$2,239.95
013 Car Allowance	\$500.00	\$500.00	\$0.00	-\$500.00	-100.00%	\$0.00	\$0.00	\$0.00
01 Car Allowance	\$500.00	\$500.00	\$0.00				\$0.00	\$0.00
014 New Equipment	\$4,800.00	\$4,800.00	\$5,000.00	\$200.00	4.17%	\$752.03	\$4,247.97	\$3,305.74
01 New Equipment	\$4,800.00	\$4,800.00	\$5,000.00				\$4,247.97	\$3,305.74
015 Telephone	\$4,210.00	\$4,000.00	\$4,064.83	\$64.83	1.62%	-\$1,085.87	\$5,150.70	\$3,915.51
01 Cell Phone	\$1,510.00	\$800.00	\$1,000.00				\$1,630.82	\$731.87
04 Telephone	\$2,700.00	\$3,200.00	\$3,064.83				\$3,519.88	\$3,183.64
017 Communication Fees	\$300.00	\$300.00	\$300.00	\$0.00	0.00%	\$2.40	\$297.60	\$297.60
03 Communications	\$300.00	\$300.00	\$300.00				\$297.60	\$297.60
018 Health Insurance	\$123,287.48	\$155,988.43	\$142,184.62	-\$13,803.81	-8.85%	-\$5,929.81	\$148,114.43	\$121,018.40
01 Health Insurance	\$123,287.48	\$155,988.43	\$142,184.62				\$148,114.43	\$121,018.40
019 Miscellaneous Exp.	\$2,000.00	\$2,000.00	\$1,100.00	-\$900.00	-45.00%	\$306.52	\$793.48	\$1,144.99
01 Misc. Expense	\$2,000.00	\$2,000.00	\$1,100.00				\$793.48	\$1,144.99
026 Heating Fuel	\$12,571.80	\$16,244.98	\$20,312.35	\$4,067.37	25.04%	\$752.69	\$19,559.66	\$13,943.28
03 Heating Fuel	\$12,571.80	\$16,244.98	\$20,312.35				\$19,559.66	\$13,943.28
04 Heating Appl. Repair							\$0.00	\$0.00
027 Electricity	\$8,000.00	\$6,892.00	\$6,750.00	-\$142.00	-2.06%	-\$337.09	\$7,087.09	\$7,586.80
01 P. W. Main Garage	\$0.00	\$0.00	\$0.00				\$0.00	
11 Electricity	\$8,000.00	\$6,892.00	\$6,750.00				\$7,087.09	\$7,586.80
028 Water	\$380.00	\$350.00	\$350.00	\$0.00	0.00%	-\$71.22	\$421.22	\$396.19
05 Water	\$380.00	\$350.00	\$350.00				\$421.22	\$396.19
029 Sewer	\$300.00	\$250.00	\$275.00	\$25.00	10.00%	-\$68.40	\$343.40	\$298.20
01 Sewer	\$300.00	\$250.00	\$275.00				\$343.40	\$298.20
030 Building Supplies	\$2,200.00	\$2,200.00	\$1,500.00	-\$700.00	-31.82%	\$286.12	\$1,213.88	\$2,047.80
01 Building Supplies	\$2,200.00	\$2,200.00	\$1,500.00				\$1,213.88	\$2,047.80
031 Building Maintenance	\$4,800.00	\$4,500.00	\$4,000.00	-\$500.00	-11.11%	-\$3,627.52	\$7,627.52	\$4,452.87
01 Building Maintenance	\$4,800.00	\$4,500.00	\$4,000.00				\$7,627.52	\$4,452.87
032 Property Insurance	\$2,900.00	\$3,380.00	\$2,100.00	-\$1,280.00	-37.87%	-\$370.06	\$2,470.06	\$3,143.42
01 Property Insurance	\$2,900.00	\$3,380.00	\$2,100.00				\$2,470.06	\$3,143.42
034 Workers Comp.	\$31,720.64	\$31,073.92	\$27,404.80	-\$3,669.12	-11.81%	-\$4,305.88	\$31,710.68	\$33,279.94
01 Workers Comp.	\$31,720.64	\$31,073.92	\$27,404.80				\$31,710.68	\$33,279.94
035 Unemployment Comp	\$956.76	\$18.76	\$2,197.17	\$2,178.41	11612.00%	\$2,178.17	\$19.00	\$957.00
01 Unemployment Comp.	\$956.76	\$18.76	\$2,197.17				\$19.00	\$957.00
036 Vehicle Insurance	\$1,420.00	\$1,550.00	\$1,650.00	\$100.00	6.45%	-\$267.24	\$1,917.24	\$1,483.08
01 Vehicle Insurance	\$1,420.00	\$1,550.00	\$1,650.00				\$1,917.24	\$1,483.08
037 Liability Insurance	\$4,500.00	\$4,800.00	\$3,825.00	-\$975.00	-20.31%	-\$675.00	\$4,500.00	\$4,500.00
01 Liability Insurance	\$4,500.00	\$4,800.00	\$3,825.00				\$4,500.00	\$4,500.00
038 Social Security	\$50,325.84	\$47,910.21	\$47,815.95	-\$94.27	-0.20%	-\$4,729.92	\$52,545.87	\$49,798.53
01 Social Security	\$50,325.84	\$47,910.21	\$47,815.95				\$52,545.87	\$49,798.53
046 Recognitions & Awards	\$1,500.00	\$1,500.00	\$1,000.00	-\$500.00	-33.33%	-\$86.49	\$1,086.49	\$2,553.23
01 Recognitions & Awards	\$1,500.00	\$1,500.00	\$1,000.00				\$1,086.49	\$2,553.23
051 Equipment Maint.	\$970.00	\$0.00	\$0.00	-\$970.00	-27.00%	-\$487.46	\$6,327.46	\$9,207.62
01 Software	\$970.00	\$0.00	\$0.00				\$0.00	\$1,283.27
03 Maintenance Contracts	\$6,800.00	\$6,000.00	\$3,840.00				\$5,245.51	\$5,373.88

31 Ambulance Department

<u>Department</u>	<u>Budget 2010</u>	<u>Budget 2011</u>	<u>Department Request 12</u>	<u>Budget 2012 - 2011</u>	<u>%</u>	<u>Actual 2012 - 2011</u>	<u>2011 Actuals</u>	<u>2010 Actuals</u>
05 Equipment Main.	\$2,000.00	\$2,000.00	\$2,000.00				\$1,081.95	\$2,550.47
068 Janitorial Services	\$5,491.59	\$5,523.36	\$5,666.24	\$142.88	2.59%	\$398.76	\$5,267.48	\$4,612.65
01 Janitorial Services	\$5,491.59	\$5,523.36	\$5,666.24				\$5,267.48	\$4,612.65
069 Paid Call Insurance	\$435.00	\$240.00	\$175.00	-\$65.00	-27.08%	\$0.05	\$174.95	\$190.72
01 Paid Call Insurance	\$435.00	\$240.00	\$175.00				\$174.95	\$190.72
070 Clothing Allowance	\$4,000.00	\$4,500.00	\$4,800.00	\$300.00	6.67%	-\$1,009.62	\$5,809.62	\$4,826.53
01 Uniforms	\$2,500.00	\$2,500.00	\$4,000.00				\$5,809.62	\$4,780.54
03 Clothing	\$1,500.00	\$2,000.00	\$800.00				\$0.00	\$45.99
04 Boots							\$0.00	
06 Clothing Allowance							\$0.00	
071 Radio Maintenance	\$4,000.00	\$4,000.00	\$3,000.00	-\$1,000.00	-25.00%	-\$1,006.84	\$4,006.84	\$3,338.59
01 Vehicle	\$1,000.00	\$1,000.00	\$1,000.00				\$915.66	\$35.00
02 Building	\$0.00	\$0.00	\$0.00				\$0.00	\$0.00
03 Radio Maintenance	\$3,000.00	\$3,000.00	\$2,000.00				\$3,091.18	\$3,303.59
073 Vehicle Repair	\$6,000.00	\$6,000.00	\$7,000.00	\$1,000.00	16.67%	-\$5,763.16	\$12,763.16	\$6,487.92
01 Vehicle Repair	\$6,000.00	\$6,000.00	\$7,000.00				\$12,763.16	\$6,487.92
074 Tires	\$3,000.00	\$3,000.00	\$3,000.00	\$0.00	0.00%	-\$1,018.73	\$4,018.73	\$3,093.38
01 Tires	\$3,000.00	\$3,000.00	\$3,000.00				\$2,678.41	\$3,093.38
075 Gas/Oil/Filters	\$1,500.00	\$1,500.00	\$1,500.00	\$0.00	0.00%	\$388.05	\$1,111.95	\$1,516.31
01 Gas/Oil/Filters	\$1,500.00	\$1,500.00	\$1,500.00				\$1,111.95	\$1,516.31
076 Diesel Fuel	\$24,453.07	\$27,462.49	\$34,900.79	\$7,438.30	27.09%	-\$144.51	\$35,045.30	\$26,105.83
01 Diesel Fuel	\$24,453.07	\$27,462.49	\$34,900.79				\$35,045.30	\$26,105.83
077 Batteries	\$1,500.00	\$1,500.00	\$1,000.00	-\$500.00	-33.33%	\$762.36	\$237.64	\$243.77
01 Vehicle	\$500.00	\$500.00	\$250.00				\$0.00	\$158.82
02 Equipment	\$500.00	\$500.00	\$500.00				\$0.00	\$0.00
03 Batteries	\$500.00	\$500.00	\$250.00				\$237.64	\$84.95
078 Special Meals	\$0.00	\$0.00	\$0.00	\$0.00	0.00%	\$0.00	\$0.00	\$0.00
01 Special Meals	\$0.00	\$0.00	\$0.00				\$0.00	\$0.00
079 Employee Physicals	\$500.00	\$500.00	\$1,200.00	\$700.00	140.00%	\$828.00	\$372.00	\$676.00
01 Employee Physicals	\$500.00	\$500.00	\$1,200.00				\$372.00	\$676.00
080 Paid Call Volunteers	\$6,500.00	\$8,300.00	\$13,000.00	\$4,700.00	56.63%	\$1,700.37	\$11,299.63	\$8,248.42
01 Paid Call Volunteers	\$6,500.00	\$8,300.00	\$13,000.00				\$11,299.63	\$8,248.42
081 Ambulance Billing Salary	\$0.00	\$0.00	\$0.00	\$0.00	0.00%	\$0.00	\$0.00	\$0.00
01 Amb. Billing Salary	\$0.00	\$0.00	\$0.00				\$0.00	\$0.00
082 Bad Debt Allowance	\$160,137.22	\$148,274.17	\$73,976.18	-\$74,297.99	-50.11%	-\$73,480.02	\$147,456.19	\$69,796.68
01 Bad Debt Allowance	\$160,137.22	\$148,274.17	\$73,976.18				\$147,456.19	\$69,796.68
083 Contractual Allowance	\$167,473.91	\$224,843.53	\$128,705.52	-\$96,138.01	-42.76%	-\$70,787.24	\$199,492.76	\$281,650.54
01 Contractual Allowance	\$167,473.91	\$224,843.53	\$128,705.52				\$199,492.76	\$281,650.54
085 Transport Meals	\$7,000.00	\$7,000.00	\$7,000.00	\$0.00	0.00%	-\$406.11	\$7,406.11	\$7,411.16
01 Transport Meals	\$7,000.00	\$7,000.00	\$7,000.00				\$7,406.11	\$7,411.16
086 Air Transports	\$200,000.00	\$250,000.00	\$250,000.00	\$0.00	0.00%	-\$11,491.00	\$261,491.00	\$249,097.55
01 Air Transports	\$200,000.00	\$250,000.00	\$250,000.00				\$261,491.00	\$249,097.55
087 Medical Supplies	\$11,000.00	\$13,000.00	\$14,000.00	\$1,000.00	7.69%	-\$501.96	\$14,501.96	\$14,241.81
01 Ambulance Supplies	\$4,000.00	\$4,600.00	\$4,500.00				\$5,097.14	\$5,692.55
02 Oxygen	\$2,000.00	\$2,400.00	\$3,500.00				\$3,545.35	\$2,644.89
03 Medical Supplies	\$5,000.00	\$6,000.00	\$6,000.00				\$5,859.47	\$5,904.37
088 Collection Fees	\$0.00	\$0.00	\$0.00	\$0.00	0.00%	\$0.00	\$0.00	\$0.00
01 Collection Fees	\$0.00	\$0.00	\$0.00				\$0.00	\$0.00
102 Comp Tech	\$0.00	\$0.00	\$0.00	\$0.00	0.00%	\$0.00	\$0.00	\$0.00
01 Comp Tech	\$0.00	\$0.00	\$0.00				\$0.00	\$0.00
226 Ambulance Reserve	\$45,000.00	\$65,000.00	\$65,000.00	\$0.00	0.00%	\$0.00	\$65,000.00	\$45,000.00
01 Ambulance Reserve	\$45,000.00	\$65,000.00	\$65,000.00				\$65,000.00	\$45,000.00
227 Amb. Small Equip. Reserve	\$10,970.00	\$10,970.00	\$0.00	-\$10,970.00	-100.00%	-\$10,970.00	\$10,970.00	\$10,970.01
01 Amb. Small Equip. Reserve	\$10,970.00	\$10,970.00	\$0.00				\$10,970.00	\$10,970.01
228 Amb. Computer Reserve	\$700.00	\$700.00	\$700.00	\$0.00	0.00%	\$0.00	\$700.00	\$700.02
01 Amb. Computer Reserve	\$700.00	\$700.00	\$700.00				\$700.00	\$700.02
292 EMS Licenses	\$2,600.00	\$1,650.00	\$1,650.00	\$0.00	0.00%	\$960.00	\$690.00	\$834.95
01 EMS License	\$2,600.00	\$1,650.00	\$1,650.00				\$690.00	\$834.95
Totals	\$1,599,715.80	\$1,722,230.80	\$1,533,897.28	-\$188,333.52	-10.94%	-\$239,372.04	\$1,773,269.32	\$1,676,465.16

35 Police Department

<u>Department</u>	<u>Budget 2010</u>	<u>Budget 2011</u>	<u>Department Request 12</u>	<u>Budget 2012 - 2011</u>	<u>%</u>	<u>Actual 2012 - 2011</u>	<u>2011 Actuals</u>	<u>2010 Actuals</u>
001 Salaries	\$729,651.76	\$720,258.71	\$737,262.87	\$17,004.16	2.36%	\$9,011.01	\$728,251.86	\$729,195.01
01 Regular Pay	\$674,651.76	\$662,658.71	\$690,762.87				\$693,470.62	\$685,406.58
02 Overtime	\$53,000.00	\$55,600.00	\$45,000.00				\$34,209.24	\$42,926.93
05 Stand By	\$0.00	\$0.00	\$0.00				\$0.00	\$0.00
06 Police Reserves Salary	\$2,000.00	\$2,000.00	\$1,500.00				\$572.00	\$861.50
07 Salaries	\$0.00	\$0.00	\$0.00				\$0.00	
003 Office Supplies	\$4,300.00	\$4,300.00	\$4,500.00	\$200.00	4.65%	\$755.00	\$3,745.00	\$3,975.96
01 Postage	\$1,000.00	\$700.00	\$475.00				\$352.79	\$610.91
02 Advertising	\$250.00	\$250.00	\$200.00				\$180.70	\$156.00
03 Copier Rental	\$1,500.00	\$1,500.00	\$1,800.00				\$1,780.00	\$1,375.00
04 Equipment Repair	\$0.00	\$0.00	\$0.00				\$0.00	\$0.00
05 Printer Ink	\$200.00	\$200.00	\$425.00				\$242.37	\$162.88
07 Paper	\$150.00	\$150.00	\$200.00				-\$135.01	\$127.56
08 Office Supplies	\$1,200.00	\$1,500.00	\$1,400.00				\$1,324.15	\$1,543.61
006 Legal Fees	\$500.00	\$500.00	\$500.00	\$0.00	0.00%	\$500.00	\$0.00	\$0.00
01 Legal Fees	\$500.00	\$500.00	\$500.00				\$0.00	\$0.00
009 Professional Dues	\$400.00	\$400.00	\$500.00	\$100.00	25.00%	\$130.00	\$370.00	\$380.00
01 Subscriptions			\$0.00				\$150.00	\$0.00
04 Professional Dues	\$400.00	\$400.00	\$500.00				\$220.00	\$380.00
010 Travel Expenses	\$5,700.00	\$3,500.00	\$3,200.00	-\$300.00	-8.57%	\$1,335.93	\$1,864.07	\$2,221.30
01 Mileage	\$1,500.00	\$1,000.00	\$1,000.00				\$816.48	\$672.00
02 Meals & Lodging	\$1,000.00	\$1,000.00	\$1,200.00				\$1,208.29	\$545.47
05 Travel Expenses	\$3,200.00	\$1,500.00	\$1,000.00				-\$160.70	\$1,003.83
								\$14,240.51
011 Training & Education	\$25,000.00	\$15,000.00	\$15,000.00	\$0.00	0.00%	\$7,596.01	\$7,403.99	
01 St School							\$0.00	-\$3,503.12
02 Training & Education	\$25,000.00	\$15,000.00	\$15,000.00				\$7,403.99	\$17,743.63
013 Car Allowance	\$4,000.00	\$4,000.00	\$4,200.00	\$200.00	5.00%	\$444.52	\$3,755.48	\$4,129.44
01 Car Allowance	\$4,000.00	\$4,000.00	\$4,200.00				\$3,755.48	\$4,129.44
014 New Equipment	\$2,500.00	\$2,500.00	\$2,500.00	\$0.00	0.00%	-\$51.76	\$2,551.76	\$624.49
01 New Equipment	\$2,500.00	\$2,500.00	\$2,500.00				\$2,551.76	\$624.49
015 Telephone	\$5,900.00	\$6,300.00	\$6,578.32	\$278.32	4.42%	\$572.91	\$6,005.41	\$6,153.87
01 Cell Phone	\$1,600.00	\$2,200.00	\$2,200.00				\$1,931.67	\$2,010.51
03 Teague Park	\$0.00	\$0.00	\$0.00				\$0.00	\$0.00
04 Telephone	\$4,300.00	\$4,100.00	\$4,378.32				\$4,073.74	\$4,143.36
017 Communication Fees	\$1,500.00	\$1,500.00	\$1,500.00	\$0.00	0.00%	-\$308.04	\$1,808.04	\$1,143.36
01 Web Site							\$490.04	-\$127.61
03 Communications	\$1,500.00	\$1,500.00	\$1,500.00				\$1,318.00	\$1,270.97
018 Health Insurance	\$165,017.85	\$199,005.89	\$228,181.94	\$29,176.06	14.66%	\$19,912.63	\$208,269.31	\$174,480.58
01 Health Insurance	\$165,017.85	\$199,005.89	\$228,181.94				\$208,269.31	\$174,480.58
019 Miscellaneous Expenses	\$1,200.00	\$1,200.00	\$1,200.00	\$0.00	0.00%	-\$51.85	\$1,251.85	\$2,055.61
01 Misc. Expense	\$1,200.00	\$1,200.00	\$1,200.00				\$1,251.85	\$2,055.61
027 Electricity	\$250.00	\$250.00	\$230.00	-\$20.00	-8.00%	\$39.53	\$190.47	\$183.79
11 Fort Street Repeater	\$250.00	\$0.00	\$0.00				\$0.00	\$0.00
13 Radio Tower		\$250.00	\$230.00				\$190.47	\$183.79
028 Water	\$400.00	\$400.00	\$300.00	-\$100.00	-25.00%	-\$30.75	\$330.75	\$343.00
01 Rec Center							\$56.00	
05 Water	\$400.00	\$400.00	\$300.00				\$274.75	\$343.00
030 Building Supplies	\$1,500.00	\$1,500.00	\$1,500.00	\$0.00	0.00%	\$132.96	\$1,367.04	\$1,552.52
01 Building Supplies	\$1,500.00	\$1,500.00	\$1,500.00				\$1,367.04	\$1,552.52
031 Building Maintenance	\$2,100.00	\$2,100.00	\$2,100.00	\$0.00	0.00%	\$403.24	\$1,696.76	\$994.51
01 Building Maintenance	\$2,100.00	\$2,100.00	\$2,100.00				\$1,696.76	\$994.51
036 Vehicle Insurance	\$2,015.00	\$3,575.00	\$3,200.00	-\$375.00	-10.49%	-\$186.40	\$3,386.40	\$3,339.34
01 Vehicle Insurance	\$2,015.00	\$3,575.00	\$3,200.00				\$3,386.40	\$3,339.34
051 Equipment Maintenance	\$0.00	\$0.00	\$0.00				\$0.00	\$0.00
02 Support							\$0.00	\$0.00
068 Janitorial Services	\$5,193.15	\$5,105.74	\$4,800.00	-\$305.74	-5.99%	\$182.56	\$4,617.44	\$4,769.83
01 Janitorial Services	\$5,193.15	\$5,105.74	\$4,800.00				\$4,617.44	\$4,769.83
070 Clothing Allowance	\$5,000.00	\$5,000.00	\$5,335.00	\$335.00	6.70%	\$841.20	\$4,493.80	\$5,351.72
01 Uniforms	\$5,000.00	\$5,000.00	\$5,335.00				\$4,493.80	\$5,351.72
03 Clothing							\$0.00	\$0.00
06 Clothing Allowance	\$0.00	\$0.00	\$0.00				\$0.00	\$0.00

35 Police Department

Department	Budget 2010	Budget 2011	Department Request 12	Budget 2012 - 2011	%	Actual 2012 - 2011	2011 Actuals	2010 Actuals
071 Radio Maintenance	\$2,000.00	\$2,000.00	\$2,000.00	\$0.00	0.00%	\$418.61	\$1,581.39	\$877.77
01 Vehicle	\$500.00	\$500.00	\$500.00				\$1,450.98	\$877.77
02 Building							\$0.00	\$0.00
03 Radio Maintenance	\$1,500.00	\$1,500.00	\$1,500.00				\$130.41	\$0.00
04 Tower Electricity - Fort Hill							\$0.00	\$0.00
073 Vehicle Repair	\$7,000.00	\$7,000.00	\$7,000.00	\$0.00	0.00%	\$4,225.73	\$2,774.27	\$3,630.78
01 Vehicle Repair	\$7,000.00	\$7,000.00	\$7,000.00				\$2,774.27	\$3,630.78
074 Tires	\$3,680.00	\$3,680.00	\$3,680.00	\$0.00	0.00%	-\$100.73	\$3,780.73	\$3,473.84
01 Tires	\$3,680.00	\$3,680.00	\$3,680.00				\$3,289.68	\$3,455.84
075 Gas/Oil/Filters	\$24,538.07	\$30,731.60	\$40,928.62	\$10,197.01	33.18%	\$920.13	\$40,008.49	\$29,964.82
01 Gas/Oil/Filters	\$24,538.07	\$30,731.60	\$40,928.62				\$40,008.49	\$29,964.82
079 Employee Physicals	\$3,200.00	\$3,200.00	\$3,200.00	\$0.00	0.00%	\$3,018.30	\$181.70	\$1,534.80
01 Employee Physicals	\$200.00	\$200.00	\$200.00				\$181.70	\$45.00
02 Psychological Evaluations	\$1,500.00	\$1,500.00	\$1,500.00				\$0.00	\$1,144.90
03 Poly Graph Testing	\$1,500.00	\$1,500.00	\$1,500.00				\$0.00	\$344.90
085 Transport Meals	\$0.00	\$0.00	\$0.00	\$0.00	0.00%	\$0.00	\$0.00	\$0.00
01 Transport Meals							\$0.00	\$0.00
089 Equipment Reserves	\$1,000.00	\$500.00	\$500.00	\$0.00	0.00%	\$731.00	-\$231.00	\$522.50
01 Equipment Reserves	\$1,000.00	\$500.00	\$500.00				-\$231.00	\$522.50
090 Dog Constable	\$8,511.80	\$8,351.20	\$8,551.20	\$200.00	2.39%	\$521.20	\$8,030.00	\$8,228.00
01 Dog Constable	\$8,511.80	\$8,351.20	\$8,551.20				\$8,030.00	\$8,228.00
091 Film & Developing	\$50.00	\$50.00	\$0.00	-\$50.00	-100.00%	\$0.00	\$0.00	\$0.00
01 Film & Developing	\$50.00	\$50.00	\$0.00				\$0.00	\$0.00
092 Copier Maintenance	\$0.00	\$0.00	\$0.00	\$0.00	0.00%	\$0.00	\$0.00	\$0.00
01 Copier Maintenance	\$0.00	\$0.00	\$0.00				\$0.00	\$0.00
093 Meals for Prisoners	\$400.00	\$400.00	\$400.00	\$0.00	0.00%	\$1,383.16	-\$983.16	-\$452.21
01 Meals for Prisoners	\$400.00	\$400.00	\$400.00				-\$983.16	-\$452.21
094 Video Equipment	\$900.00	\$900.00	\$900.00	\$0.00	0.00%	\$321.10	\$578.90	\$870.02
01 Video Equipment	\$900.00	\$900.00	\$900.00				\$578.90	\$870.02
096 Bicycle Licenses	\$500.00	\$500.00	\$500.00	\$0.00	0.00%	\$500.00	\$0.00	\$0.00
01 Bicycle Licenses	\$500.00	\$500.00	\$500.00				\$0.00	\$0.00
097 Uniform Maintenance	\$2,000.00	\$1,500.00	\$1,500.00	\$0.00	0.00%	\$452.93	\$1,047.07	\$1,032.00
01 Uniform Maintenance	\$2,000.00	\$1,500.00	\$1,500.00				\$1,047.07	\$1,032.00
098 Medical Tests/Supplies	\$200.00	\$200.00	\$300.00	\$100.00	50.00%	\$72.73	\$227.27	-\$194.12
01 Medical Tests/Supplies	\$200.00	\$200.00	\$300.00				\$227.27	-\$194.12
102 Computer Tech Support	\$5,050.00	\$5,050.00	\$4,050.00	-\$1,000.00	-19.80%	\$1,612.50	\$2,437.50	\$2,643.00
01 Computer Tech Support	\$5,050.00	\$5,050.00	\$4,050.00				\$1,837.50	\$2,643.00
02 Recorder Maint							\$0.00	\$0.00
103 Salary Reimbursements	\$0.00	\$0.00	\$0.00	\$0.00	0.00%	\$0.00	\$0.00	\$0.00
01 Salary Reimbursement	\$0.00	\$0.00	\$0.00				\$0.00	\$0.00
104 Court Ordered Restitution	\$0.00	\$0.00	\$0.00	\$0.00	0.00%	\$0.00	\$0.00	\$0.00
01 Court Ordered Restitution	\$0.00	\$0.00	\$0.00				\$0.00	\$0.00
229 Police Small Equip. Reserve	\$6,000.00	\$0.00	\$6,000.00	\$6,000.00	#DIV/0!	\$6,000.00	\$0.00	\$6,000.00
01 Police Small Equip. Reserve	\$6,000.00	\$0.00	\$6,000.00				\$0.00	\$6,000.00
230 Police Car Reserve	\$22,900.00	\$0.00	\$18,000.00	\$18,000.00	#DIV/0!	\$18,000.00	\$0.00	\$22,900.00
01 Police Car Reserve	\$22,900.00	\$0.00	\$18,000.00				\$0.00	\$22,900.00
Totals	\$1,047,057.62	\$1,040,458.14	\$1,120,097.96	\$79,639.82	7.65%	\$79,305.37	\$1,040,792.59	\$1,023,723.92

38 Protection

<u>Department</u>	<u>Budget 2010</u>	<u>Budget 2011</u>	<u>Department Request 12</u>	<u>\$ Variance 2012 - 2011</u>	<u>%</u>	<u>\$ Variance 2012 - 2011</u>	<u>2011 Actuals</u>	<u>2010 Actuals</u>
105 Street Lights	\$153,529.62	\$142,025.00	\$132,000.00	-\$10,025.00	-7.06%	-\$9,415.17	\$141,415.17	\$147,521.94
01 Street Lights	\$153,529.62	\$142,025.00	\$132,000.00				\$141,415.17	\$147,521.94
106 Hydrant Rental	\$281,570.00	\$281,570.00	\$293,720.00	\$12,150.00	4.32%	\$7,093.40	\$286,626.60	\$281,081.08
01 Hydrant Rental	\$281,570.00	\$281,570.00	\$293,720.00				\$286,626.60	\$281,081.08
107 Ambulance Service	\$83,120.00	\$87,276.00	\$88,031.75	\$755.75	0.87%	\$755.75	\$87,276.00	\$83,120.00
01 Ambulance Service	\$83,120.00	\$87,276.00	\$88,031.75				\$87,276.00	\$83,120.00
108 Cem Rent	\$0.00	\$0.00	\$0.00	\$0.00	0.00%	\$0.00	\$0.00	\$0.00
01 Cem Rent							\$0.00	\$0.00
Totals	\$518,219.62	\$510,871.00	\$513,751.75	\$2,880.75	0.56%	-\$1,566.02	\$515,317.77	\$511,723.02

39 Caribou Emergency Management

<u>Department</u>	<u>Budget 2009</u>	<u>Budget 2010</u>	<u>Budget 2011</u>	<u>Department Request 12</u>	<u>Budget 2012 - 2011</u>	<u>%</u>	<u>Actual 2012 - 2011</u>	<u>2011 Actuals</u>	<u>2010 Actuals</u>
001 Salaries	\$5,930.00	\$5,930.00	\$5,930.00	\$6,050.00	\$120.00	2.02%	\$120.00	\$5,930.00	\$5,930.00
01 Regular Pay								\$5,930.00	\$5,930.00
07 Salaries	\$5,930.00	\$5,930.00	\$5,930.00	\$6,050.00			\$0.00	\$0.00	\$0.00
003 Office Supplies	\$300.00	\$300.00	\$300.00	\$300.00	\$0.00	0.00%	-\$104.54	\$404.54	\$154.51
01 Postage		\$100.00	\$100.00	\$100.00				\$0.00	\$98.97
08 Office Supplies	\$300.00	\$200.00	\$200.00	\$200.00				\$404.54	\$55.54
010 Travel Expenses	\$200.00	\$200.00	\$200.00	\$200.00	\$0.00	0.00%	\$200.00	\$0.00	\$0.00
05 Travel Expenses	\$200.00	\$200.00	\$200.00	\$200.00				\$0.00	\$0.00
011 Training & Education	\$300.00	\$300.00	\$300.00	\$325.00	\$25.00	8.33%	\$15.05	\$309.95	\$296.25
02 Training & Education	\$300.00	\$300.00	\$300.00	\$325.00				\$309.95	\$296.25
014 New Equipment	\$2,000.00	\$2,000.00	\$5,000.00	\$1,500.00	-\$3,500.00	-70.00%	-\$733.20	\$2,233.20	\$2,098.56
01 New Equipment	\$2,000.00	\$2,000.00	\$5,000.00	\$1,500.00				\$2,233.20	\$2,098.56
015 Telephone	\$530.00	\$710.00	\$715.00	\$1,349.88	\$634.88	88.79%	\$652.98	\$696.90	\$714.00
04 Telephone	\$530.00	\$710.00	\$715.00	\$1,349.88				\$696.90	\$714.00
017 Communications	\$900.00	\$950.00	\$840.00	\$840.00	\$0.00	0.00%	\$50.12	\$789.88	\$854.00
03 Communications	\$900.00	\$950.00	\$840.00	\$840.00				\$649.90	\$854.00
019 Miscellaneous Expenses	\$500.00	\$500.00	\$500.00	\$300.00	-\$200.00	-40.00%	\$12.51	\$287.49	\$297.50
01 Misc. Expenses	\$500.00	\$500.00	\$500.00	\$300.00				\$287.49	\$297.50
024 Water/Sewer				\$425.00					
01 Water & Sewer				\$425.00					
027 Electricity	\$500.00	\$400.00	\$150.00	\$1,870.00	\$1,720.00	1146.67%	\$1,648.24	\$221.76	\$35.71
01 EOC Building Electricity				\$1,650.00				\$0.00	\$0.00
11 Electricity	\$500.00	\$400.00	\$150.00	\$220.00				\$221.76	\$35.71
030 Building Supplies	\$0.00	\$200.00	\$0.00	\$100.00	\$100.00	#DIV/0!	\$87.27	\$12.73	\$50.12
01 Building Supplies	\$0.00	\$200.00	\$0.00	\$100.00				\$12.73	\$50.12
031 Building Maintenance	\$0.00	\$2,000.00	\$2,000.00	\$3,000.00	\$1,000.00	50.00%	\$2,524.62	\$475.38	\$943.22
01 Building Maintenance	\$0.00	\$2,000.00	\$2,000.00	\$3,000.00				\$475.38	\$943.22
032 Property Insurance	\$220.00	\$220.00	\$220.00	\$165.00	-\$55.00	-25.00%	-\$20.90	\$185.90	\$197.80
01 Property Insurance	\$220.00	\$220.00	\$220.00	\$165.00				\$185.90	\$197.80
036 Vehicle Insurance	\$400.00	\$400.00	\$750.00	\$700.00	-\$50.00	-6.67%	-\$120.62	\$820.62	\$770.54
01 Vehicle Insurance	\$400.00	\$400.00	\$750.00	\$700.00				\$820.62	\$770.54
046 Recognition & Awards	\$500.00	\$500.00	\$500.00	\$500.00	\$0.00	0.00%	\$69.10	\$430.90	\$340.00
01 Recognitions & Awards	\$500.00	\$500.00	\$500.00	\$500.00				\$430.90	\$340.00
051 Equipment Maintenance	\$500.00	\$2,000.00	\$2,000.00	\$2,000.00	\$0.00	0.00%	\$324.54	\$1,675.46	\$2,250.00
01 Software								\$288.11	\$2,250.00
05 Equipment Maintenance	\$500.00	\$2,000.00	\$2,000.00	\$2,000.00				\$1,387.35	\$0.00
060 Fees from Other Towns	-\$400.00	-\$400.00			\$0.00	0.00%	\$0.00		-\$400.00
01 Woodland	-\$100.00	-\$100.00							-\$100.00
02 New Sweden	-\$100.00	-\$100.00							-\$100.00
03 Westmanland	-\$100.00	-\$100.00							-\$100.00
04 Perham	-\$100.00	-\$100.00							-\$100.00
05 Fees from Other Towns									\$0.00
068 Janitorial Fees				\$2,779.17					
01 Janitorial				\$2,779.17					
071 Radio Maintenance	\$400.00	\$400.00	\$400.00	\$400.00	\$0.00	0.00%	\$91.13	\$308.87	\$1,729.88
03 Radio Maintenance	\$400.00	\$400.00	\$400.00	\$400.00				\$308.87	\$1,729.88
073 Vehicle Repair	\$200.00	\$200.00	\$200.00	\$200.00	\$0.00	0.00%	-\$123.22	\$323.22	\$470.13
01 Vehicle Repair								\$323.22	\$470.13
02 Vehicle/Boat Repair	\$200.00	\$200.00	\$200.00	\$200.00				\$0.00	\$0.00
074 Tires	\$500.00	\$500.00	\$500.00	\$500.00	\$0.00	0.00%	\$500.00	\$0.00	\$0.00
01 Tires	\$500.00	\$500.00	\$500.00	\$500.00				\$0.00	\$0.00
075 Gas/Oil/Filters	\$200.00	\$200.00	\$200.00	\$200.00	\$0.00	0.00%	-\$85.75	\$285.75	\$53.76
01 Gas/Oil/Filters	\$200.00	\$200.00	\$200.00	\$200.00				\$285.75	\$53.76
078 Special Meals	\$500.00	\$500.00	\$500.00	\$500.00	\$0.00	0.00%	\$130.62	\$369.38	\$55.00
01 Special Meals	\$500.00	\$500.00	\$500.00	\$500.00				\$369.38	\$55.00
084 Vehicle Licenses	\$50.00	\$50.00	\$50.00	\$50.00	\$0.00	0.00%	\$50.00	\$0.00	\$0.00
03 Vehicle Licenses	\$50.00	\$50.00	\$50.00	\$50.00				\$0.00	\$0.00
089 Equipment Reserves	\$0.00	\$0.00	\$0.00	\$0.00	\$0.00	0.00%	\$0.00	\$0.00	\$0.00
01 Equipment Reserves								\$0.00	\$0.00
108 CEM Rent	\$4,000.00	\$4,000.00	\$4,000.00	\$4,000.00	\$0.00	0.00%	\$0.00	\$4,000.00	\$4,000.00
01 CEM Rent	\$4,000.00	\$4,000.00	\$4,000.00	\$4,000.00				\$4,000.00	\$4,000.00
289 State EOC Reimbursement	-\$10,000.00	-\$10,000.00			\$0.00	0.00%	\$0.00		-\$8,540.45
01 State Reimbursement	-\$10,000.00	-\$10,000.00							-\$8,540.45
Totals	\$8,230.00	\$12,060.00	\$25,255.00	\$28,254.05	\$2,999.05	11.88%	\$8,472.12	\$19,781.93	\$12,300.53

40 Public Works

<u>Department</u>	<u>Budget 2010</u>	<u>Budget 2011</u>	<u>Department Request 12</u>	<u>Budget 2012 - 2011</u>	<u>%</u>	<u>Actual 2012 - 2011</u>	<u>2011 Actuals</u>	<u>2010 Actuals</u>
001 Salaries	\$731,862.00	\$738,488.10	\$751,389.63	\$12,901.53	1.75%	\$20,174.46	\$731,215.17	\$714,352.51
01 Regular Pay	\$647,062.00	\$635,641.83	\$646,495.33				\$626,090.57	\$654,623.77
02 Overtime	\$84,800.00	\$95,346.27	\$96,974.30				\$97,624.60	\$59,728.74
07 Salaries	\$0.00	\$7,500.00	\$7,920.00				\$7,500.00	\$0.00
003 Office Supplies	\$3,000.00	\$3,000.00	\$2,900.00	-\$100.00	-3.33%	-\$250.26	\$3,150.26	\$3,083.16
01 Postage	\$175.00	\$125.00	\$100.00				\$37.93	\$300.00
02 Advertising	\$300.00	\$200.00	\$200.00				\$287.07	\$300.00
05 Printer Ink	\$150.00	\$75.00	\$50.00				\$75.00	\$150.00
07 Paper	\$75.00	\$100.00	\$100.00				\$100.00	\$75.00
08 Office Supplies	\$700.00	\$700.00	\$700.00				\$700.00	\$708.16
11 Equipment Rental	\$1,200.00	\$1,500.00	\$1,500.00				\$1,500.00	\$1,150.00
12 Software	\$400.00	\$300.00	\$250.00				\$450.26	\$400.00
010 Travel Expenses	\$400.00	\$400.00	\$400.00	\$0.00	0.00%	\$0.00	\$400.00	\$367.98
01 Mileage	\$50.00	\$0.00	\$0.00				\$0.00	\$50.00
02 Meal & Lodging	\$250.00	\$250.00	\$150.00				\$343.06	\$235.71
05 Travel Expenses	\$100.00	\$150.00	\$250.00				\$56.94	\$82.27
011 Training & Education	\$1,250.00	\$1,250.00	\$1,250.00	\$0.00	0.00%	\$0.00	\$1,250.00	\$1,421.65
01 St School							\$0.00	\$0.00
02 Training & Education	\$1,250.00	\$1,250.00	\$1,250.00				\$1,250.00	\$1,421.65
014 New Equipment	\$6,000.00	\$6,000.00	\$6,000.00	\$0.00	0.00%	\$0.00	\$6,000.00	\$5,202.50
01 New Equipment	\$4,500.00	\$5,000.00	\$5,000.00				\$5,000.00	\$3,702.50
02 Office	\$500.00	\$500.00	\$500.00				\$500.00	\$500.00
03 Shop	\$500.00	\$500.00	\$500.00				\$500.00	\$500.00
04 Building	\$500.00	\$0.00	\$0.00				\$0.00	\$500.00
05 Field							\$0.00	\$0.00
015 Telephone	\$2,300.00	\$2,420.00	\$2,387.93	-\$32.07	-1.33%	\$89.78	\$2,298.15	\$2,347.32
01 Cell Phone	\$600.00	\$720.00	\$720.00				\$720.00	\$720.00
04 Telephone	\$1,700.00	\$1,700.00	\$1,667.93				\$1,578.15	\$1,627.32
017 Communications	\$215.00	\$215.00	\$215.00	\$0.00	0.00%	\$2.48	\$212.52	\$212.52
03 Communications	\$215.00	\$215.00	\$215.00				\$212.52	\$212.52
018 Health Insurance	\$221,766.78	\$256,303.33	\$254,596.75	-\$1,706.58	-0.67%	\$14,683.90	\$239,912.85	\$223,138.46
01 Health Insurance	\$221,766.78	\$256,303.33	\$254,596.75				\$239,912.85	\$223,138.46
019 Misc. Expense	\$2,000.00	\$2,000.00	\$2,000.00	\$0.00	0.00%	-\$282.25	\$2,282.25	\$2,105.05
01 Misc. Expense	\$2,000.00	\$2,000.00	\$2,000.00				\$2,282.25	\$2,105.05
026 Heating Fuel	\$13,513.28	\$17,361.61	\$21,456.38	\$4,094.78	23.59%	\$4,690.35	\$16,766.03	\$13,711.73
03 Heating Fuel	\$13,513.28	\$17,361.61	\$21,456.38				\$16,766.03	\$13,711.73
027 Electricity	\$15,945.00	\$14,213.00	\$13,340.00	-\$873.00	-6.14%	-\$227.67	\$13,567.67	\$13,038.73
01 P.W. Main Garage	\$14,000.00	\$12,350.00	\$11,600.00				\$11,906.86	\$11,371.52
02 P.W. Cold Storage	\$480.00	\$456.00	\$425.00				\$419.66	\$406.26
03 P.W. Sand Dome	\$460.00	\$238.00	\$225.00				\$216.10	\$181.00
04 P.W. Outside Lights	\$230.00	\$219.00	\$205.00				\$210.08	\$200.15
11 Electricity	\$375.00	\$570.00	\$530.00				\$399.30	\$529.82
12 P.W. Pump House	\$400.00	\$380.00	\$355.00				\$385.14	\$349.98
028 Water	\$1,520.00	\$1,400.00	\$1,400.00	\$0.00	0.00%	\$116.45	\$1,283.55	\$1,235.07
01 Rec Center							\$16.50	\$0.00
05 Water	\$1,520.00	\$1,400.00	\$1,400.00				\$1,267.05	\$1,235.07
029 Sewer	\$425.00	\$520.00	\$520.00	\$0.00	0.00%	\$98.00	\$422.00	\$502.00
01 Sewer	\$425.00	\$520.00	\$520.00				\$422.00	\$502.00
030 Building Supplies	\$1,500.00	\$1,500.00	\$1,500.00	\$0.00	0.00%	\$39.54	\$1,460.46	\$1,415.32
01 Building Supplies	\$1,500.00	\$1,500.00	\$1,500.00				\$1,460.46	\$1,415.32
031 Building Maintenance	\$4,500.00	\$4,500.00	\$4,500.00	\$0.00	0.00%	-\$278.54	\$4,778.54	\$4,530.57
01 Building Maintenance	\$4,500.00	\$4,500.00	\$4,500.00				\$4,778.54	\$4,530.57
032 Property Insurance	\$5,750.00	\$5,450.00	\$4,075.00	-\$1,375.00	-25.23%	-\$717.75	\$4,792.75	\$5,081.64
01 Property Insurance	\$5,750.00	\$5,450.00	\$4,075.00				\$4,792.75	\$5,081.64
036 Vehicle Insurance	\$15,050.00	\$18,200.00	\$15,345.00	-\$2,855.00	-15.69%	-\$2,708.64	\$18,053.64	\$16,979.88
01 Vehicle Insurance	\$15,050.00	\$18,200.00	\$15,345.00				\$18,053.64	\$16,979.88
051 Equipment Maintenance	\$138,000.00	\$138,000.00	\$133,000.00	-\$5,000.00	-3.62%	-\$6,208.67	\$139,208.67	\$140,003.40
01 Software							\$0.00	\$32.95
04 Repairs							\$0.00	\$0.00
05 Equipment Maintenance	\$118,000.00	\$123,000.00	\$120,000.00				\$131,096.62	\$120,826.89
07 new fabrications	\$0.00	\$0.00	\$0.00				\$0.00	\$0.00
08 snow plow repairs	\$20,000.00	\$15,000.00	\$13,000.00				\$8,000.05	\$19,143.56
070 Clothing Allowance	\$11,200.00	\$11,300.00	\$10,000.00	-\$1,300.00	-11.50%	\$1,030.09	\$8,969.91	\$9,053.83
01 Uniforms							\$0.00	\$0.00
03 Clothing Rental	\$3,000.00	\$3,000.00	\$3,300.00				\$4,592.43	\$4,258.65

40 Public Works

<u>Department</u>	<u>Budget 2010</u>	<u>Budget 2011</u>	<u>Department Request 12</u>	<u>Budget 2012 - 2011</u>	<u>%</u>	<u>Actual 2012 - 2011</u>	<u>2011 Actuals</u>	<u>2010 Actuals</u>
04 Boots	\$3,500.00	\$3,500.00	\$2,800.00				\$1,391.76	\$1,356.85
06 Clothing Allowance	\$4,700.00	\$4,800.00	\$3,900.00				\$2,985.72	\$3,438.33
Boot Allowances							\$0.00	\$0.00
071 Radio Maintenance	\$1,700.00	\$1,700.00	\$1,100.00	-\$600.00	-35.29%	\$580.20	\$519.80	\$1,700.00
01 Vehicle	\$1,200.00	\$1,200.00	\$1,100.00				\$264.80	\$1,278.95
03 Radio Maintenance	\$500.00	\$500.00	\$0.00				\$255.00	\$421.05
074 Tires	\$14,000.00	\$9,500.00	\$15,000.00	\$5,500.00	57.89%	\$5,117.90	\$9,882.10	\$14,001.63
01 Tires others	\$2,000.00	\$3,000.00	\$2,000.00				\$2,001.05	\$193.34
03 Heavy Equipment	\$9,000.00	\$4,000.00	\$10,000.00				\$4,273.88	\$13,091.45
04 Trucks	\$3,000.00	\$2,500.00	\$3,000.00				\$3,607.17	\$716.84
075 Gas/Oil/Filters	\$15,649.47	\$18,714.20	\$23,012.73	\$4,298.53	22.97%	\$6,043.65	\$16,969.08	\$11,537.78
01 Gas/Oil/Filters	\$15,649.47	\$18,714.20	\$23,012.73				\$16,969.08	\$11,537.78
076 Diesel Fuel	\$79,712.67	\$99,909.42	\$142,265.98	\$42,356.56	42.39%	\$10,146.98	\$132,119.00	\$65,474.83
01 Diesel	\$79,712.67	\$99,909.42	\$142,265.98				\$132,119.00	\$65,474.83
89 Equipment Reserves	\$35,000.00	\$110,000.00	\$56,300.00	-\$53,700.00	-48.82%	-\$53,700.00	\$110,000.00	\$35,000.00
01 Equipment Reserves	\$35,000.00	\$110,000.00	\$56,300.00				\$110,000.00	\$35,000.00
103 Salary Reimbursement	-\$20,600.00			\$0.00	0.00%	\$0.00		-\$21,631.40
01 Salary Reimbursement	-\$20,600.00							-\$21,631.40
109 Safety Material	\$2,000.00	\$2,000.00	\$4,000.00	\$2,000.00	100.00%	\$2,000.00	\$2,000.00	\$2,000.00
								\$2,000.00
01 Safety Material	\$2,000.00	\$2,000.00	\$4,000.00				\$2,000.00	
110 Equipment Rental	\$1,250.00	\$1,200.00	\$1,000.00	-\$200.00	-16.67%	\$96.15	\$903.85	\$1,212.13
01 Equipment Rental	\$1,000.00	\$1,200.00	\$1,000.00				\$903.85	\$1,212.13
02 Tool Rental	\$250.00	\$0.00	\$0.00				\$0.00	\$0.00
111 Tools - Shop	\$2,500.00	\$2,500.00	\$2,500.00	\$0.00	0.00%	\$421.24	\$2,078.76	\$2,656.22
01 Tools - Shop	\$2,500.00	\$2,500.00	\$2,500.00				\$2,078.76	\$2,656.22
112 Tools-Road/Ground	\$2,000.00	\$2,000.00	\$2,000.00	\$0.00	0.00%	\$165.26	\$1,834.74	\$2,136.14
01 Tools - Road/Ground	\$2,000.00	\$2,000.00	\$2,000.00				\$1,834.74	\$2,136.14
113 Propane	\$1,000.00	\$600.00	\$400.00	-\$200.00	-33.33%	-\$127.87	\$527.87	\$493.06
01 Propane	\$1,000.00	\$600.00	\$400.00				\$527.87	\$493.06
114 Industrial Gas/Solvent	\$2,000.00	\$2,000.00	\$1,600.00	-\$400.00	-20.00%	-\$400.00	\$2,000.00	\$1,980.57
01 Ind. Gas/Solvent	\$1,500.00	\$1,200.00	\$1,000.00				\$1,200.00	\$1,283.57
02 Solvents/Cleaners	\$500.00	\$800.00	\$600.00				\$800.00	\$697.00
115 Lubricants	\$12,000.00	\$12,000.00	\$12,000.00	\$0.00	0.00%	-\$215.81	\$12,215.81	\$12,103.63
01 Lubricants	\$12,000.00	\$12,000.00	\$12,000.00				\$12,215.81	\$12,103.63
116 Salt & Calcium	\$109,090.00	\$142,950.00	\$159,525.00	\$16,575.00	11.59%	\$17,383.11	\$142,141.89	\$96,934.31
01 Rock Salt	\$100,340.00	\$129,000.00	\$138,600.00				\$128,191.89	\$90,581.73
02 Liquid Deicer	\$8,750.00	\$13,950.00	\$20,925.00				\$13,950.00	\$6,352.58
04 Salt & Calcium	\$0.00	\$0.00	\$0.00				\$0.00	\$0.00
117 Gravel	\$4,000.00	\$4,000.00	\$4,000.00	\$0.00	0.00%	-\$2,000.00	\$6,000.00	\$3,730.12
01 Gravel	\$4,000.00	\$4,000.00	\$4,000.00				\$6,000.00	\$3,730.12
118 Crushed Stone	\$17,500.00	\$17,500.00	\$15,165.00	-\$2,335.00	-13.34%	\$219.66	\$14,945.34	\$17,500.00
01 Crushed Stone	\$17,500.00	\$17,500.00	\$15,165.00				\$14,945.34	\$17,500.00
119 Liquid Asphalt	\$133,000.00	\$133,000.00	\$151,642.00	\$18,642.00	14.02%	\$18,642.00	\$133,000.00	\$133,032.80
01 Liquid Asphalt	\$133,000.00	\$133,000.00	\$151,642.00				\$133,000.00	\$133,032.80
120 Shim and Patch	\$56,000.00	\$53,000.00	\$55,000.00	\$2,000.00	3.77%	\$2,000.00	\$53,000.00	\$56,000.00
01 Shim/Paver	\$55,000.00	\$40,000.00	\$40,000.00				\$43,612.38	\$55,000.00
02 Patch	\$1,000.00	\$13,000.00	\$15,000.00				\$9,387.62	\$1,000.00
121 Asphalt	\$135,500.00	\$102,000.00	\$135,000.00	\$33,000.00	32.35%	\$33,233.84	\$101,766.16	\$120,882.50
01 Asphalt	\$135,500.00	\$102,000.00	\$135,000.00				\$101,766.16	\$120,882.50
122 Culverts & Guard Rails	\$8,000.00	\$8,000.00	\$14,500.00	\$6,500.00	81.25%	\$6,898.13	\$7,601.87	\$6,583.04
01 Culverts & Guard Rails	\$8,000.00	\$8,000.00	\$14,500.00				\$7,601.87	\$6,583.04
123 Signs	\$4,500.00	\$4,500.00	\$4,500.00	\$0.00	0.00%	\$1,865.52	\$2,634.48	\$3,029.87
01 Signs	\$4,500.00	\$4,500.00	\$4,500.00				\$2,634.48	\$3,029.87
124 Sidewalks	\$5,000.00	\$5,000.00	\$3,500.00	-\$1,500.00	-30.00%	-\$1,500.00	\$5,000.00	\$5,000.00
01 Sidewalks	\$5,000.00	\$5,000.00	\$3,500.00				\$5,000.00	\$5,000.00
125 Street Curbing	\$2,000.00	\$2,000.00	\$2,000.00	\$0.00	0.00%	\$0.00	\$2,000.00	\$2,000.00
01 Street Curbing	\$2,000.00	\$2,000.00	\$2,000.00				\$2,000.00	\$2,000.00
126 Traffic Paint	\$11,500.00	\$12,000.00	\$10,000.00	-\$2,000.00	-16.67%	\$90.80	\$9,909.20	\$11,582.36
01 Traffic Paint	\$11,500.00	\$12,000.00	\$10,000.00				\$9,909.20	\$11,582.36
127 Vehicle Paint	\$3,500.00	\$3,500.00	\$3,500.00	\$0.00	0.00%	\$226.01	\$3,273.99	\$3,500.00
01 Vehicle Paint	\$3,500.00	\$3,500.00	\$3,500.00				\$3,273.99	\$3,500.00
128 Equipment Rental Inc.	-\$16,480.00			\$0.00	0.00%	\$0.00		-\$17,724.80
01 Equipment Rental Inc.	-\$16,480.00							-\$17,724.80
130 Construction Material	\$5,000.00	\$5,000.00	\$5,000.00	\$0.00	0.00%	\$1,805.59	\$3,194.41	\$4,900.00

40 Public Works

<u>Department</u>	<u>Budget 2010</u>	<u>Budget 2011</u>	<u>Department Request 12</u>	<u>Budget 2012 - 2011</u>	<u>%</u>	<u>Actual 2012 - 2011</u>	<u>2011 Actuals</u>	<u>2010 Actuals</u>
01 Construction Material	\$5,000.00	\$5,000.00	\$5,000.00				\$3,194.41	\$4,900.00
131 Sand Account	\$28,000.00	\$36,000.00	\$40,000.00	\$4,000.00	11.11%	\$4,973.71	\$35,026.29	\$27,594.17
01 Sand Account	\$28,000.00	\$36,000.00	\$40,000.00				\$35,026.29	\$27,594.17
132 Municipal Maintenance	\$7,000.00	\$7,000.00	\$7,000.00	\$0.00	0.00%	\$288.07	\$6,711.93	\$7,000.00
01 Municipal Maintenance	\$7,000.00	\$7,000.00	\$7,000.00				\$6,711.93	\$7,000.00
133 Tools Insurance	\$300.00	\$300.00	\$300.00	\$0.00	0.00%	\$300.00	\$0.00	\$0.00
01 Tools Insurance	\$300.00	\$300.00	\$300.00				\$0.00	\$0.00
134 Drug/Alcohol Testing	\$750.00	\$750.00	\$750.00	\$0.00	0.00%	-\$207.10	\$957.10	\$626.00
01 Drug/Alcohol Testing	\$750.00	\$750.00	\$750.00				\$957.10	\$626.00
144 Prog Fee	\$0.00	\$0.00	\$0.00	\$0.00	0.00%	\$0.00	\$0.00	\$0.00
01 Prog Fee	\$0.00	\$0.00	\$0.00				\$0.00	\$0.00
232 Street Reconstruction	\$135,000.00	\$150,000.00	\$110,000.00	-\$40,000.00	-26.67%	-\$40,000.00	\$150,000.00	\$135,000.00
01 Street Reconstruction	\$135,000.00	\$150,000.00	\$110,000.00				\$150,000.00	\$135,000.00
Totals	\$1,973,569.19	\$2,171,144.66	\$2,208,836.40	\$37,691.74	1.74%	\$44,498.31	\$2,164,338.09	\$1,903,618.28

50 Recreation Department

<u>Department</u>	<u>Budget 2010</u>	<u>Budget 2011</u>	<u>Department Request 12</u>	<u>Budget 2012 - 2011</u>	<u>%</u>	<u>Acutal 2012 - 2011</u>	<u>2011 Actuals</u>	<u>2010 Actuals</u>
001 Salaries	\$273,093.59	\$286,548.63	\$291,588.51	\$5,039.88	1.76%	\$5,037.75	\$286,550.76	\$277,601.99
01 Regular Pay	\$154,854.59	\$152,348.63	\$154,773.51				\$151,292.40	\$154,697.19
02 Overtime	\$3,000.00	\$2,500.00	\$600.00				\$288.35	\$498.22
07 Salaries	\$115,239.00	\$131,700.00	\$136,215.00				\$134,970.00	\$122,562.58
003 Office Supplies	\$5,300.00	\$5,300.00	\$4,290.00	-\$1,010.00	-19.06%	-\$115.50	\$4,405.50	\$5,179.84
01 Postage	\$500.00	\$350.00	\$350.00					\$266.44
02 Advertising	\$1,500.00	\$1,500.00	\$1,500.00					\$1,167.88
03 Copier Rental	\$1,900.00	\$1,900.00	\$540.00					\$1,974.00
04 Equipment Repair	\$100.00	\$100.00	\$400.00					\$178.09
05 Printer Ink	\$200.00	\$200.00	\$200.00					\$91.96
07 Paper	\$600.00	\$600.00	\$600.00					\$372.19
08 Office Supplies	\$500.00	\$650.00	\$700.00					\$1,129.28
008 Computer Maintenance	\$600.00	\$600.00	\$600.00	\$0.00	0.00%	\$30.02	\$569.98	\$0.00
01 Computer Maintenance	\$600.00	\$600.00	\$600.00					\$0.00
009 Professional Dues	\$310.00	\$310.00	\$310.00	\$0.00	0.00%	\$15.00	\$295.00	\$290.00
01 Subscriptions	\$20.00	\$20.00	\$20.00					\$0.00
04 Professional Dues	\$290.00	\$290.00	\$290.00					\$290.00
010 Travel Expenses	\$1,000.00	\$1,000.00	\$500.00	-\$500.00	-50.00%	\$61.83	\$438.17	\$287.00
01 Mileage	\$400.00	\$400.00	\$0.00					\$0.00
02 Meals & Lodging	\$400.00	\$400.00	\$300.00					\$67.00
04 Conference Fee	\$200.00	\$200.00	\$200.00					\$220.00
05 Travel Expenses								\$0.00
011 Training & Education	\$800.00	\$800.00	\$800.00	\$0.00	0.00%	\$421.00	\$379.00	\$864.00
02 Training & Education	\$800.00	\$800.00	\$800.00					\$614.00
013 Car Allowance	\$2,000.00	\$2,000.00	\$1,000.00	-\$1,000.00	-50.00%	\$1,000.00	\$0.00	\$210.00
01 Car Allowance	\$2,000.00	\$2,000.00	\$1,000.00					\$210.00
015 Telephone	\$3,316.00	\$3,316.00	\$3,310.39	-\$5.61	-0.17%	-\$1.72	\$3,312.11	\$2,873.00
01 Cell Phone	\$600.00	\$600.00	\$600.00					\$448.71
02 Rec Center	\$2,286.00	\$2,286.00	\$2,293.41					\$1,810.50
04 Telephone	\$430.00	\$430.00	\$416.98					\$613.79
017 Communication Fees	\$790.00	\$790.00	\$790.00	\$0.00	0.00%	\$4.72	\$785.28	\$785.28
03 Communications	\$790.00	\$790.00	\$790.00					\$785.28
018 Health Insurance	\$24,661.01	\$24,869.28	\$35,926.97	\$11,057.69	44.46%	\$10,734.52	\$25,192.45	\$24,993.66
01 Health Insurance	\$24,661.01	\$24,869.28	\$35,926.97					\$24,993.66
019 Miscellaneous Expenses	\$0.00	\$0.00	\$0.00	\$0.00	0.00%	\$0.00	\$0.00	\$0.00
01 Misc. Expenses								\$0.00
026 Heating Fuel	\$25,642.43	\$20,750.00	\$26,149.37	\$5,399.37	26.02%	-\$527.98	\$26,677.35	\$23,388.13
01 Recreation Center	\$24,642.43	\$18,750.00	\$24,149.37					\$22,472.71
02 Teague Park	\$1,000.00	\$2,000.00	\$2,000.00					\$558.10
03 Heating Fuel	\$0.00	\$0.00	\$0.00					\$357.32
027 Electricity	\$27,350.00	\$28,928.00	\$27,460.00	-\$1,468.00	-5.07%	-\$2,298.45	\$29,758.45	\$30,702.29
05 Recreation Center	\$23,500.00	\$24,700.00	\$23,446.00					\$26,160.64
06 Teague Park	\$2,950.00	\$3,040.00	\$2,900.00					\$3,202.76
07 Soucy Sports Complex	\$850.00	\$808.00	\$754.00					\$925.34
08 Pool	\$50.00	\$380.00	\$360.00					\$413.55
10 Park Sec Lts								\$0.00
028 Water	\$1,655.00	\$2,450.00	\$2,450.00	\$0.00	0.00%	\$19.61	\$2,430.39	\$2,471.26
01 Recreation Center	\$800.00	\$800.00	\$800.00					\$778.59
02 Teague Park	\$415.00	\$400.00	\$400.00					\$288.21
03 Pool	\$100.00	\$1,000.00	\$1,000.00					\$1,170.53
04 Soucie Complex	\$340.00	\$250.00	\$250.00					\$233.93
05 Water								\$0.00
029 Sewer	\$1,000.00	\$800.00	\$800.00	\$0.00	0.00%	\$58.56	\$741.44	\$745.62
01 Sewer	\$1,000.00	\$800.00	\$800.00					\$745.62
030 Building Supplies	\$4,900.00	\$5,000.00	\$5,000.00	\$0.00	0.00%	\$1,633.93	\$3,366.07	\$4,812.25
01 Building Supplies	\$4,900.00	\$5,000.00	\$5,000.00					\$4,812.25
031 Building Maintenance	\$21,000.00	\$25,000.00	\$25,000.00	\$0.00	0.00%	\$1,391.18	\$23,608.82	\$23,773.98
01 Building Maintenance	\$21,000.00	\$25,000.00	\$25,000.00					\$23,773.98
032 Property Insurance	\$5,300.00	\$5,000.00	\$3,800.00	-\$1,200.00	-24.00%	-\$592.32	\$4,392.32	\$4,655.58
01 Property Insurance	\$5,300.00	\$5,000.00	\$3,800.00				\$4,392.32	\$4,655.58
135 Water Tests	\$255.00	\$255.00	\$255.00	\$0.00	0.00%	\$155.00	\$100.00	\$175.00
01 Water Tests	\$255.00	\$255.00	\$255.00				\$100.00	\$175.00
136 Youth Center Equipment	\$2,000.00	\$2,000.00	\$2,000.00	\$0.00	0.00%	\$340.70	\$1,659.30	\$1,568.03
01 Youth Center Equipment	\$2,000.00	\$2,000.00	\$2,000.00				\$1,659.30	\$1,568.03
137 Rink Equipment	\$250.00	\$250.00	\$250.00	\$0.00	0.00%	\$257.48	-\$7.48	-\$51.73
01 Rink Equipment	\$250.00	\$250.00	\$250.00				-\$7.48	-\$51.73
138 Program Equipment	\$5,300.00	\$5,300.00	\$5,500.00	\$200.00	3.77%	-\$1,181.48	\$6,681.48	\$4,125.46
01 Baseball/Softball	\$1,200.00	\$1,200.00	\$1,200.00				\$1,212.76	\$1,455.70
02 Tennis	\$300.00	\$300.00	\$300.00				\$283.35	\$72.85

50 Recreation Department

<u>Department</u>	<u>Budget 2010</u>	<u>Budget 2011</u>	<u>Department Request 12</u>	<u>Budget 2012 - 2011</u>	<u>%</u>	<u>Acutal 2012 - 2011</u>	<u>2011 Actuals</u>	<u>2010 Actuals</u>
03 Soccer	\$500.00	\$500.00	\$600.00	\$100.00	20.00%	\$419.02	\$180.98	\$672.78
04 Basketball	\$500.00	\$500.00	\$600.00				\$982.64	\$55.27
05 Arts & Crafts	\$600.00	\$600.00	\$600.00				\$0.00	\$0.00
06 Program Equipment	\$2,200.00	\$2,200.00	\$2,200.00				\$4,021.75	\$1,868.86
139 Rink Maintenance	\$700.00	\$700.00	\$500.00	-\$200.00	-28.57%	\$192.48	\$307.52	\$365.21
01 Rink Maintenance	\$700.00	\$700.00	\$500.00				\$307.52	\$365.21
140 Pool Supplies	\$0.00	\$1,000.00	\$1,000.00	\$0.00	0.00%	\$511.21	\$488.79	\$1,444.23
01 Pool Supplies	\$0.00	\$1,000.00	\$1,000.00				\$488.79	\$1,444.23
141 Trophies & Awards	\$650.00	\$650.00	\$650.00	\$0.00	0.00%	\$685.85	-\$35.85	-\$65.74
01 Trophies & Awards	\$650.00	\$650.00	\$650.00				-\$35.85	-\$65.74
142 Pool Maintenance	\$345.00	\$7,700.00	\$7,900.00	\$200.00	2.60%	\$193.53	\$7,706.47	\$1,486.26
01 Pool Maintenance	\$345.00	\$7,700.00	\$7,900.00				\$7,706.47	\$1,486.26
143 Rental Income	-\$5,000.00			\$0.00	0.00%	\$0.00		-\$7,616.50
01 Rental Income	-\$5,000.00							-\$7,616.50
144 Program Fees	-\$800.00			\$0.00	0.00%	\$0.00		-\$1,007.00
01 Program Fees	-\$800.00							-\$1,007.00
145 Special Events	\$2,500.00	\$2,500.00	\$2,500.00	\$0.00	0.00%	-\$206.97	\$2,706.97	\$424.56
01 Special Events	\$2,500.00	\$2,500.00	\$2,500.00				\$2,706.97	\$424.56
147 Park Maintenance	\$0.00	\$0.00	\$0.00	\$0.00	0.00%	\$0.00	\$0.00	\$0.00
01 Park Maintenance	\$0.00	\$0.00	\$0.00				\$0.00	\$0.00
286 Rent Expense	\$300.00	\$300.00	\$100.00	-\$200.00	-66.67%	\$83.75	\$16.25	\$53.47
01 Rent Expense	\$300.00	\$300.00	\$100.00				\$16.25	\$53.47
Totals	\$405,218.03	\$434,116.91	\$450,430.24	\$16,313.32	3.76%	\$17,894.84	\$432,535.40	\$404,603.73

51 Parks Department

<u>Department</u>	<u>Budget 2010</u>	<u>Budget 2011</u>	<u>Department Request 12</u>	<u>Budget 2012 - 2011</u>	<u>%</u>	<u>Actual 2012 - 2011</u>	<u>2011 Actuals</u>	<u>2010 Actuals</u>
001 Salaries	\$93,831.82	\$91,752.48	\$90,016.07	-\$1,736.42	-1.89%	\$2,299.24	\$87,716.83	\$92,534.33
01 Regular Pay	\$42,513.34	\$41,941.00	\$43,014.21				\$41,936.63	\$42,503.08
02 Overtime	\$3,000.00	\$2,000.00	\$0.00				\$0.00	\$0.00
07 Salaries	\$48,318.48	\$47,811.48	\$47,001.86				\$45,780.20	\$50,031.25
014 New Equipment	\$1,000.00	\$1,000.00	\$1,000.00	\$0.00	0.00%	-\$965.95	\$1,965.95	\$130.56
01 New Equipment	\$1,000.00	\$1,000.00	\$1,000.00				\$1,965.95	\$130.56
015 Telephone	\$690.00	\$810.00	\$776.98	-\$33.02	-4.08%	\$11.17	\$765.81	\$804.36
01 Cell Phone	\$240.00	\$360.00	\$360.00				\$360.00	\$390.00
04 Telephone	\$450.00	\$450.00	\$416.98				\$405.81	\$414.36
016 Miscellaneous Income	-\$4,000.00			\$0.00	0.00%	\$0.00		-\$4,500.00
02 Misc. Income	-\$4,000.00							-\$4,000.00
018 Health Insurance	\$12,266.35	\$12,383.14	\$12,223.68	-\$159.46	-1.29%	-\$159.48	\$12,383.16	\$11,916.08
01 Health Insurance	\$12,266.35	\$12,383.14	\$12,223.68				\$12,383.16	\$11,916.08
026 Heating Fuel	\$4,188.58	\$6,118.25	\$7,215.55	\$1,097.30	17.93%	\$1,266.44	\$5,949.11	\$4,063.52
03 Heating Fuel	\$4,188.58	\$6,118.25	\$7,215.55				\$5,949.11	\$4,063.52
027 Electricity	\$2,900.00	\$2,470.00	\$2,450.00	-\$20.00	-0.81%	\$20.90	\$2,429.10	\$2,600.10
09 Park Shop	\$2,200.00	\$2,090.00	\$2,095.00				\$1,920.41	\$2,029.01
10 Park Security Lighting	\$700.00	\$380.00	\$355.00				\$301.20	\$327.06
11 Electricity							\$207.49	\$244.03
029 Sewer	\$200.00	\$200.00	\$200.00	\$0.00	0.00%	\$0.00	\$200.00	\$100.00
01 Sewer	\$200.00	\$200.00	\$200.00				\$200.00	\$100.00
030 Building Supplies	\$1,000.00	\$1,000.00	\$1,000.00	\$0.00	0.00%	-\$12.80	\$1,012.80	\$888.93
01 Building Supplies	\$1,000.00	\$1,000.00	\$1,000.00				\$1,012.80	\$888.93
031 Building Maintenance	\$1,200.00	\$1,200.00	\$1,200.00	\$0.00	0.00%	-\$276.18	\$1,476.18	\$970.29
01 Building Maintenance	\$1,200.00	\$1,200.00	\$1,200.00				\$1,476.18	\$970.29
032 Property Insurance	\$1,300.00	\$1,300.00	\$950.00	-\$350.00	-26.92%	-\$146.81	\$1,096.81	\$1,167.02
01 Property Insurance	\$1,300.00	\$1,300.00	\$950.00				\$1,096.81	\$1,167.02
036 Vehicle Insurance	\$950.00	\$850.00	\$700.00	-\$150.00	-17.65%	-\$120.62	\$820.62	\$741.54
01 Vehicle Insurance	\$950.00	\$850.00	\$700.00				\$820.62	\$741.54
051 Equipment Maintenance	\$3,000.00	\$3,000.00	\$4,000.00	\$1,000.00	33.33%	-\$1,878.60	\$5,878.60	\$5,290.20
01 Software							\$0.00	\$0.00
04 Repairs	\$400.00	\$400.00	\$1,000.00				\$492.70	\$890.45
05 Equipment Maintenance	\$2,600.00	\$2,600.00	\$3,000.00				\$5,385.90	\$4,399.75
070 Clothing Allowance	\$400.00	\$400.00	\$400.00	\$0.00	0.00%	\$260.01	\$139.99	\$139.99
03 Clothing	\$400.00	\$400.00	\$400.00				\$139.99	\$139.99
073 Vehicle Repairs	\$3,000.00	\$3,000.00	\$2,000.00	-\$1,000.00	-33.33%	\$495.54	\$1,504.46	\$2,693.31
01 Vehicle Repairs	\$3,000.00	\$3,000.00	\$2,000.00				\$1,504.46	\$2,693.31
074 Tires	\$900.00	\$900.00	\$900.00	\$0.00	0.00%	-\$120.45	\$1,020.45	\$736.52
01 Tires	\$900.00	\$900.00	\$900.00				\$1,020.45	\$736.52
075 Gas/Oil/Filters	\$6,472.20	\$8,254.87	\$10,974.80	\$2,719.93	32.95%	-\$671.91	\$11,646.70	\$7,250.52
01 Gas/Oil/Filters	\$6,472.20	\$8,254.87	\$10,974.80				\$11,646.70	\$7,250.52
076 Diesel	\$263.87	\$331.46	\$559.74	\$228.27	68.87%	-\$564.21	\$1,123.95	\$1,268.23
01 Diesel	\$263.87	\$331.46	\$559.74				\$1,123.95	\$1,268.23
111 Tools - Shop	\$500.00	\$500.00	\$500.00	\$0.00	0.00%	\$277.62	\$222.38	\$147.81
01 Tools - Shop	\$500.00	\$500.00	\$500.00				\$222.38	\$147.81
138 Prog Equip	\$0.00	\$0.00	\$0.00	\$0.00	0.00%	\$0.00	\$0.00	\$0.00
06 Prog Equip	\$0.00	\$0.00	\$0.00				\$0.00	\$0.00
143 Rental Income	-\$1,500.00			\$0.00	0.00%	\$0.00		-\$3,139.34
01 Rental Income	-\$1,500.00							-\$3,139.34
147 Parks Maintenance	\$8,000.00	\$9,000.00	\$9,000.00	\$0.00	0.00%	\$1,360.83	\$7,639.17	\$8,686.41
00 Parks Maintenance	\$0.00	\$0.00	\$0.00					\$1,347.88
01 Parks Maintenance	\$8,000.00	\$9,000.00	\$9,000.00				\$7,639.17	\$7,338.53
234 Parks Improvements	\$7,000.00	\$11,000.00	\$0.00	-\$11,000.00	-100.00%	-\$11,000.00	\$11,000.00	\$7,000.00
01 Parks Improvements	\$7,000.00	\$11,000.00	\$0.00				\$11,000.00	\$7,000.00
235 Parks Vehicle Reserve	\$6,750.00	\$5,000.00	\$7,500.00	\$2,500.00	50.00%	\$2,500.00	\$5,000.00	\$6,750.00
01 Parks Vehicle Reserve	\$6,750.00	\$5,000.00	\$7,500.00				\$5,000.00	\$6,750.00
236 Lawn Mower Reserve	\$1,620.00	\$1,800.00	\$1,800.00	\$0.00	0.00%	\$0.00	\$1,800.00	\$1,620.00
01 Lawn Mower Reserve	\$1,620.00	\$1,800.00	\$1,800.00				\$1,800.00	\$1,620.00
237 Civic Beautification	\$4,500.00	\$5,000.00	\$5,000.00	\$0.00	0.00%	\$0.00	\$5,000.00	\$4,500.00
01 Civic Beautification	\$4,500.00	\$5,000.00	\$5,000.00				\$5,000.00	\$4,500.00
Totals	\$156,432.82	\$167,270.19	\$160,366.81	-\$6,903.39	-4.13%	-\$7,425.26	\$167,792.07	\$154,366.87

52 Snowmobile Trail Maintenance

<u>Department</u>	<u>Budget 2010</u>	<u>Budget 2011</u>	<u>Department Request 12</u>	<u>Budget 2012 - 2011</u>	<u>%</u>	<u>Actual 2012 - 2011</u>	<u>2011 Actuals</u>	<u>2010 Actuals</u>
001 Salaries	\$25,000.00	\$25,000.00	\$25,000.00	\$0.00	0.00%	\$10,708.90	\$14,291.10	\$16,232.40
01 Regular Pay	\$21,500.00	\$21,500.00	\$21,500.00				\$9,228.00	\$9,389.25
02 Overtime	\$3,500.00	\$3,500.00	\$3,500.00				\$5,003.10	\$6,843.15
015 Telephone	\$500.00	\$500.00	\$500.00	\$0.00	0.00%	\$38.56	\$461.44	\$370.86
01 Cell Phone	\$500.00	\$500.00	\$500.00				\$461.44	\$370.86
016 Miscellaneous Income	-\$5,500.00			\$0.00	0.00%	\$1,052.61	-\$1,052.61	-\$3,822.47
01 Insurance Reports	\$0.00						-\$1,052.61	\$0.00
02 Misc. Income	-\$5,500.00							-\$3,822.47
019 Miscellaneous Expense	\$4,000.00	\$4,000.00	\$4,000.00	\$0.00	0.00%	\$0.00	\$4,000.00	\$4,359.00
01 Misc. Expense	\$4,000.00	\$4,000.00	\$4,000.00				\$4,000.00	\$4,359.00
034 Work Comp	\$500.00	\$500.00	\$500.00	\$0.00	0.00%	\$469.44	\$30.56	\$353.66
01 Work Comp	\$500.00	\$500.00	\$500.00				\$30.56	\$353.66
035 Unemployment	\$450.00	\$450.00	\$450.00	\$0.00	0.00%	\$344.25	\$105.75	\$152.72
01 Unemployment	\$450.00	\$450.00	\$450.00				\$105.75	\$152.72
038 Soc Security	\$1,950.00	\$1,950.00	\$1,950.00	\$0.00	0.00%	\$1,840.67	\$109.33	\$1,241.78
01 Soc Security	\$1,950.00	\$1,950.00	\$1,950.00				\$109.33	\$1,241.78
051 Equipment Maintenance	\$8,000.00	\$8,000.00	\$8,000.00	\$0.00	0.00%	-\$789.89	\$8,789.89	\$14,218.44
01 Software	\$0.00	\$0.00	\$0.00				\$384.67	\$0.00
04 Repairs	\$1,700.00	\$1,700.00	\$1,700.00				\$971.35	\$0.00
05 Equipment Maintenance	\$6,300.00	\$6,300.00	\$6,300.00				\$7,433.87	\$14,218.44
075 Gas/Oil/Filters	\$500.00	\$500.00	\$500.00	\$0.00	0.00%	\$500.00	\$0.00	\$13.04
01 Gas/Oil/Filters	\$500.00	\$500.00	\$500.00				\$0.00	\$13.04
076 Diesel	\$13,000.00	\$13,000.00	\$13,000.00	\$0.00	0.00%	-\$384.38	\$13,384.38	\$10,581.42
01 Diesel	\$13,000.00	\$13,000.00	\$13,000.00				\$13,384.38	\$10,581.42
148 Trail Maintenance	\$5,000.00	\$5,000.00	\$5,000.00	\$0.00	0.00%	-\$1,538.37	\$6,538.37	\$178.93
01 Trail Maintenance	\$5,000.00	\$5,000.00	\$5,000.00				\$6,538.37	\$178.93
149 Snow Trans	\$0.00	\$0.00	\$0.00	\$0.00	0.00%	-\$12,241.79	\$12,241.79	-\$2,721.98
01 Snow Trans	\$0.00	\$0.00	\$0.00				\$12,241.79	-\$2,721.98
151 State Grant Revenue	-\$53,900.00			\$0.00	0.00%	\$0.00	\$0.00	\$0.00
01 State Grant Revenue	-\$53,900.00						\$0.00	\$0.00
152 Snow Sled Reg. (State)	-\$3,000.00			\$0.00	0.00%	\$0.00	\$0.00	\$0.00
01 Snow Sled Reg. (State)	-\$3,000.00						\$0.00	\$0.00
238 Trail Groomer Reserve	\$18,000.00	\$10,000.00	\$10,000.00	\$0.00	0.00%	\$0.00	\$10,000.00	\$18,000.00
01 Trail Groomer Reserve	\$18,000.00	\$10,000.00	\$10,000.00				\$10,000.00	\$18,000.00
286 Rent Exp	\$1,500.00	\$1,500.00	\$1,500.00	\$0.00	0.00%	\$0.00	\$1,500.00	\$1,500.00
01 Rent Exp	\$1,500.00	\$1,500.00	\$1,500.00				\$1,500.00	\$1,500.00
382 Unknown	\$0.00	\$0.00	\$0.00	\$0.00	0.00%	\$0.00	\$0.00	\$0.00
00 Unknown							\$0.00	\$0.00
Totals	\$16,000.00	\$70,400.00	\$70,400.00	\$0.00	0.00%	\$0.00	\$70,400.00	\$16,000.00

60 Airport

<u>Department</u>	<u>Budget 2010</u>	<u>Budget 2011</u>	<u>Department Request 12</u>	<u>Budget 2012 - 2011</u>	<u>%</u>	<u>Actual 2012 - 2011</u>	<u>2011 Actuals</u>
015 Telephone	\$550.00	\$600.00	\$280.80	-\$319.20	-53.20%	-\$275.70	\$556.50
04 Telephone	\$550.00	\$600.00	\$280.80				\$556.50
019 Miscellaneous Expense	\$350.00	\$350.00	\$375.00	\$25.00	7.14%	\$12.00	\$363.00
01 Misc. Expense	\$350.00	\$350.00	\$375.00				\$363.00
027 Electricity	\$725.00	\$725.00	\$680.00	-\$45.00	-6.21%	\$51.46	\$628.54
01 P. W. Main Garage							\$0.00
11 Electricity	\$725.00	\$725.00	\$680.00				\$628.54
028 Water	\$480.00	\$500.00	\$475.00	-\$25.00	-5.00%	\$27.45	\$447.55
05 Water	\$480.00	\$500.00	\$475.00				\$447.55
029 Sewer	\$250.00	\$250.00	\$225.00	-\$25.00	-10.00%	\$25.00	\$200.00
01 Sewer	\$250.00	\$250.00	\$225.00				\$200.00
031 Building Maintenance	\$2,500.00	\$2,500.00	\$2,500.00	\$0.00	0.00%	\$413.91	\$2,086.09
00 Building Maintenance							\$0.00
01 Building Maintenance	\$2,500.00	\$2,500.00	\$2,500.00				\$2,086.09
032 Property Insurance	\$4,710.00	\$1,250.00	\$900.00	-\$350.00	-28.00%	-\$122.45	\$1,022.45
01 Property Insurance	\$4,710.00	\$1,250.00	\$900.00				\$1,022.45
037 Liability Insurance	\$3,500.00	\$3,550.00	\$3,550.00	\$0.00	0.00%	\$238.00	\$3,312.00
01 Airport Liability	\$3,500.00	\$3,550.00	\$3,550.00				\$3,312.00
076 Diesel	\$4,552.60	\$4,109.23	\$5,032.54	\$923.31	22.47%	\$803.55	\$4,228.99
01 Diesel	\$4,552.60	\$4,109.23	\$5,032.54				\$4,228.99
153 Air Consultant Contract	\$18,000.00	\$18,000.00	\$18,000.00	\$0.00	0.00%	\$0.00	\$18,000.00
01 Air Consultant Contract	\$18,000.00	\$18,000.00	\$18,000.00				\$18,000.00
155 Snow Plowing	\$8,500.00	\$7,500.00	\$7,500.00	\$0.00	0.00%	\$2,352.30	\$5,147.70
01 Snow Plowing	\$8,500.00	\$7,500.00	\$7,500.00				\$5,147.70
156 Runway Lights	\$1,500.00	\$1,500.00	\$1,980.00	\$480.00	32.00%	-\$703.17	\$2,683.17
01 Runway Lights	\$1,500.00	\$1,500.00	\$1,980.00				\$2,683.17
157 Runway Maintenance	\$3,200.00	\$4,700.00	\$4,700.00	\$0.00	0.00%	-\$2,237.50	\$6,937.50
01 Runway Maintenance	\$3,200.00	\$4,700.00	\$4,700.00				\$6,937.50
239 Airport Reserve	\$10,000.00	\$5,000.00	\$5,000.00	\$0.00	0.00%	\$0.00	\$5,000.00
01 Airport Reserve	\$10,000.00	\$5,000.00	\$5,000.00				\$5,000.00
287 Commercial Facilities Rent	\$0.00	\$0.00	\$0.00	\$0.00	0.00%	\$0.00	\$0.00
01 Commercial Facilities Rent	\$0.00	\$0.00	\$0.00				\$0.00
Totals	\$58,817.60	\$50,534.23	\$51,198.34	\$664.11	1.31%	\$64.65	\$51,133.69

61 Caribou Trailer Park

<u>Department</u>	<u>Budget 2010</u>	<u>Budget 2011</u>	<u>Department Request 12</u>	<u>Budget 2012 - 2011</u>	<u>%</u>	<u>Actual 2012 - 2011</u>	<u>2011 Actuals</u>	<u>2010 Actuals</u>
006 Legal Fees	\$1,000.00	\$1,000.00	\$1,000.00	\$0.00	0.00%	\$1,000.00	\$0.00	\$0.00
01 Legal Fees	\$1,000.00	\$1,000.00	\$1,000.00				\$0.00	\$0.00
019 Miscellaneous Expense	\$0.00	\$0.00	\$0.00	\$0.00	0.00%	\$0.00	\$0.00	\$0.00
01 Misc Expense	\$0.00	\$0.00	\$0.00				\$0.00	\$0.00
027 Electricity	\$1,400.00	\$1,045.00	\$825.00	-\$220.00	-21.05%	\$33.55	\$791.45	\$826.39
01 PW Main Garage	\$0.00	\$0.00	\$0.00				\$0.00	\$0.00
11 Electricity	\$1,400.00	\$1,045.00	\$825.00				\$791.45	\$826.39
028 Water	\$2,000.00	\$2,000.00	\$2,000.00	\$0.00	0.00%	\$246.35	\$1,753.65	\$1,281.24
05 Water	\$2,000.00	\$2,000.00	\$2,000.00				\$1,753.65	\$1,281.24
029 Sewer	\$4,800.00	\$4,800.00	\$3,800.00	-\$1,000.00	-20.83%	-\$300.00	\$4,100.00	\$4,650.00
01 Sewer	\$4,800.00	\$4,800.00	\$3,800.00				\$4,100.00	\$4,650.00
032 Property Insurance	\$45.00	\$45.00	\$45.00	\$0.00	0.00%	\$7.82	\$37.18	\$39.56
01 Property Insurance	\$45.00	\$45.00	\$45.00				\$37.18	\$39.56
105 Street Lights	\$1,771.61	\$1,650.00	\$1,860.00	\$210.00	12.73%	-\$2.78	\$1,862.78	\$1,869.39
01 Street Lights	\$1,771.61	\$1,650.00	\$1,860.00				\$1,862.78	\$1,869.39
147 Park Maintenance	\$500.00	\$500.00	\$500.00	\$0.00	0.00%	\$500.00	\$0.00	\$0.00
01 Park Maintenance	\$500.00	\$500.00	\$500.00				\$0.00	\$0.00
158 CTP License Fee	\$250.00	\$350.00	\$350.00	\$0.00	0.00%	\$32.00	\$318.00	\$318.00
01 CTP License Fee	\$250.00	\$350.00	\$350.00				\$318.00	\$318.00
160 CTP Park Maintenance	\$4,000.00	\$4,000.00	\$4,000.00	\$0.00	0.00%	-\$73.69	\$4,073.69	\$3,855.33
00 CTP Park Maintenance	\$0.00	\$0.00	\$0.00				\$0.00	\$0.00
01 CTP Park Maintenance	\$4,000.00	\$4,000.00	\$4,000.00				\$4,073.69	\$3,855.33
161 Garbage Collection	\$1,650.00	\$1,650.00	\$1,650.00	\$0.00	0.00%	\$30.00	\$1,620.00	\$1,620.00
01 Garbage Collection	\$1,650.00	\$1,650.00	\$1,650.00				\$1,620.00	\$1,620.00
162 Lot Rent Receipts	-\$22,800.00			\$0.00	0.00%	\$0.00		-\$23,095.16
01 Lot Rent Receipts	-\$22,800.00							-\$23,095.16
385 Year End CTP								
01 Year End CTP								
Totals	-\$5,383.39	\$17,040.00	\$16,030.00	-\$1,010.00	-5.93%	-\$1,010.00	\$17,040.00	-\$5,383.00

65 Cemeteries

<u>Department</u>	<u>Budget 2010</u>	<u>Budget 2011</u>	<u>Department Request 12</u>	<u>Budget 2012 - 2011</u>	<u>%</u>	<u>Actual 2012 - 2011</u>	<u>2011 Actuals</u>	<u>2010 Actuals</u>
165 Evergreen Cemetery	\$3,000.00	\$3,000.00	\$3,000.00	\$0.00	0.00%	\$0.00	\$3,000.00	\$3,000.00
01 Evergreen Cemetery	\$3,000.00	\$3,000.00	\$3,000.00				\$3,000.00	\$3,000.00
166 Grimes Cemetery	\$1,550.00	\$1,550.00	\$1,550.00	\$0.00	0.00%	\$0.00	\$1,550.00	\$1,550.00
01 Grimes Cemetery	\$1,550.00	\$1,550.00	\$1,550.00				\$1,550.00	\$1,550.00
167 Sacred Heart Cemetery	\$350.00	\$350.00	\$350.00	\$0.00	0.00%	\$0.00	\$350.00	\$350.00
01 Sacred Heart Cemetery	\$350.00	\$350.00	\$350.00				\$350.00	\$350.00
168 Holy Rosary Cemetery	\$350.00	\$350.00	\$350.00	\$0.00	0.00%	\$0.00	\$350.00	\$350.00
01 Holy Rosary Cemetery	\$350.00	\$350.00	\$350.00				\$350.00	\$350.00
169 Green Ridge Cemetery	\$150.00	\$150.00	\$150.00	\$0.00	0.00%	\$0.00	\$150.00	\$150.00
01 Green Ridge Cemetery	\$150.00	\$150.00	\$150.00				\$150.00	\$150.00
170 Lyndon Cemetery	\$300.00	\$300.00	\$300.00	\$0.00	0.00%	\$0.00	\$300.00	\$300.00
01 Lyndon Cemetery	\$300.00	\$300.00	\$300.00				\$300.00	\$300.00
171 Bubar Cemetery	\$100.00	\$100.00	\$100.00	\$0.00	0.00%	\$0.00	\$100.00	\$100.00
01 Bubar Cemetery	\$100.00	\$100.00	\$100.00				\$100.00	\$100.00
Totals	\$5,800.00	\$5,800.00	\$5,800.00	\$0.00	0.00%	\$0.00	\$5,800.00	\$5,800.00

70 Insurance Retirement

<u>Department</u>	<u>Budet 2010</u>	<u>Budet 2011</u>	<u>Department Request 12</u>	<u>Budget 2012 - 2011</u>	<u>%</u>	<u>Actual 2012 - 2011</u>	<u>2011 Actuals</u>	<u>2010 Actuals</u>
018 Health Insurance	\$0.00	\$3,250.00	\$1,345.00	-\$1,905.00	-58.62%	-\$1,414.00	\$2,759.00	\$4,473.00
01 Health Insurance	\$0.00	\$3,250.00	\$1,345.00				\$2,759.00	\$4,473.00
034 Worker's Compensation	\$58,484.93	\$57,292.54	\$50,527.60	-\$6,764.94	-11.81%	-\$8,954.93	\$59,482.53	\$52,457.49
01 Worker's Compensation	\$58,484.93	\$57,292.54	\$50,527.60				\$59,482.53	\$52,457.49
035 Unemployment Comp.	\$4,257.48	\$83.48	\$9,777.18	\$9,693.70	11612.00%	\$9,918.73	-\$141.55	\$3,503.33
01 Unemployment Comp.	\$4,257.48	\$83.48	\$9,777.18				-\$141.55	\$3,503.33
037 Liability Insurance	\$59,200.00	\$63,050.00	\$51,500.00	-\$11,550.00	-18.32%	-\$8,854.00	\$60,354.00	\$58,928.00
01 Liability Insurance	\$59,200.00	\$63,050.00	\$51,500.00				\$60,354.00	\$58,928.00
038 Social Security	\$206,178.74	\$199,709.45	\$205,144.77	\$5,435.32	2.72%	\$6,792.32	\$198,352.45	\$209,803.87
01 Social Security	\$206,178.74	\$199,709.45	\$205,144.77				\$198,352.45	\$209,803.87
039 Bonds	\$350.00	\$350.00	\$350.00	\$0.00	0.00%	\$30.00	\$320.00	\$320.00
01 Bonds	\$350.00	\$350.00	\$350.00				\$320.00	\$320.00
040 City & State Retirement	\$70,000.00	\$70,000.00	\$72,350.00	\$2,350.00	3.36%	\$2,477.59	\$69,872.41	\$68,000.75
01 City & State Retirement	\$70,000.00	\$70,000.00	\$72,350.00				\$69,872.41	\$68,000.75
041 \$1000 Ded. Payments	\$2,500.00	\$2,500.00	\$2,500.00	\$0.00	0.00%	\$64.27	\$2,435.73	\$0.00
01 \$1000 Ded. Payments	\$2,500.00	\$2,500.00	\$2,500.00				\$2,435.73	\$0.00
043 Compensated Absences	\$25,000.00	\$25,000.00	\$25,000.00	\$0.00	0.00%	\$0.00	\$25,000.00	\$25,000.00
01 Compensated Absences	\$25,000.00	\$25,000.00	\$25,000.00				\$25,000.00	\$25,000.00
044 Reimbursements	\$0.00	\$0.00	\$0.00	\$0.00	0.00%	\$1,580.55	-\$1,580.55	\$0.00
01 Reimbursements	\$0.00	\$0.00	\$0.00				-\$1,580.55	\$0.00
046 Recognitions & Awards	\$4,500.00	\$4,500.00	\$4,500.00	\$0.00	0.00%	-\$403.99	\$4,903.99	\$4,978.54
01 Recognitions & Awards	\$4,500.00	\$4,500.00	\$4,500.00				\$4,903.99	\$4,978.54
311 Section 125 Expense	\$1,800.00	\$1,800.00	\$1,890.00	\$90.00	5.00%	\$90.00	\$1,800.00	\$0.00
01 Section 125 Expense	\$1,800.00	\$1,800.00	\$1,890.00				\$1,800.00	\$0.00
000 HRA Credit	\$0.00			\$0.00	0.00%	\$0.00	\$0.00	\$0.00
01 HRA Credit	\$0.00						\$0.00	\$0.00
Totals	\$432,271.15	\$427,535.47	\$424,884.54	-\$2,650.92	-0.62%	\$1,326.53	\$423,558.01	\$424,447.79

75 Contributions

<u>Department</u>	<u>Budget 2010</u>	<u>Budget 2011</u>	<u>Department Request 12</u>	<u>Budget 2012 - 2011</u>	<u>%</u>	<u>Actual 2012 - 2011</u>	<u>2011 Actuals</u>	<u>2010 Actuals</u>
172 Memorial Day Flags	\$600.00	\$600.00	\$600.00	\$0.00	0.00%	\$0.00	\$600.00	\$600.00
01 Memorial Day Flags	\$600.00	\$600.00	\$600.00				\$600.00	\$600.00
173 City Clock	\$300.00	\$300.00	\$300.00	\$0.00	0.00%	\$0.00	\$300.00	\$300.00
01 City Clock	\$300.00	\$300.00	\$300.00				\$300.00	\$300.00
174 St.John RC&D	\$297.00	\$297.00	\$297.00	\$0.00	0.00%	\$0.00	\$297.00	\$297.00
01 St. John RC&D	\$297.00	\$297.00	\$297.00				\$297.00	\$297.00
175 Independent Support Services	\$4,500.00	\$4,500.00	\$4,500.00	\$0.00	0.00%	\$0.00	\$4,500.00	\$4,500.00
01Independent Supprt. Serv.	\$4,500.00	\$4,500.00	\$4,500.00				\$4,500.00	\$4,500.00
176 ACAP	\$1,662.40	\$1,662.40	\$1,662.40	\$0.00	0.00%	\$0.40	\$1,662.00	\$1,662.00
01 ACAP	\$1,662.40	\$1,662.40	\$1,662.40				\$1,662.00	\$1,662.00
177 Aroost. Agency on Aging	\$7,253.00	\$7,253.00	\$7,253.00	\$0.00	0.00%	\$0.00	\$7,253.00	\$7,253.00
01 Aroost. Agency on Aging	\$7,253.00	\$7,253.00	\$7,253.00				\$7,253.00	\$7,253.00
178 NMDC	\$13,551.00	\$13,551.00	\$13,500.00	-\$51.00	-0.38%	\$102.84	\$13,397.16	\$13,513.99
01 NMDC	\$13,551.00	\$13,551.00	\$13,500.00				\$13,397.16	\$13,513.99
179 Animal Shelter Services	\$13,300.00	\$14,131.00	\$15,559.00	\$1,428.00	10.11%	\$1,429.00	\$14,130.00	\$13,299.20
01 Animal Shelter Services	\$13,300.00	\$14,131.00	\$15,559.00				\$14,130.00	\$13,299.20
180 Temporary Shelter	\$8,312.00	\$8,312.00	\$12,285.00	\$3,973.00	47.80%	\$3,973.00	\$8,312.00	\$8,312.00
01 Temporary Shelter	\$8,312.00	\$8,312.00	\$12,285.00				\$8,312.00	\$8,312.00
181 Soil & Water Conservation	\$1,300.00	\$1,300.00	\$1,300.00	\$0.00	0.00%	\$0.00	\$1,300.00	\$1,300.00
01 Soil & Water Conservation	\$1,300.00	\$1,300.00	\$1,300.00				\$1,300.00	\$1,300.00
182 Salvation Army	\$1,000.00	\$1,000.00	\$1,000.00	\$0.00	0.00%	\$50.68	\$949.32	\$999.43
01 Salvation Army	\$1,000.00	\$1,000.00	\$1,000.00				\$949.32	\$999.43
183 American Red Cross	\$2,060.00	\$2,060.00	\$2,060.00	\$0.00	0.00%	\$0.00	\$2,060.00	\$2,060.00
01 American Red Cross	\$2,060.00	\$2,060.00	\$2,060.00				\$2,060.00	\$2,060.00
185 Ecumenical Food Pantry	\$500.00	\$500.00	\$500.00	\$0.00	0.00%	\$0.00	\$500.00	\$500.00
01 Ecumenical Food Pantry	\$500.00	\$500.00	\$500.00				\$500.00	\$500.00
186 Maine Families Aroostook	\$200.00	\$200.00	\$200.00	\$0.00	0.00%	\$0.00	\$200.00	\$200.00
01 Maine Families Aroostook	\$200.00	\$200.00	\$200.00				\$200.00	\$200.00
187 Bread of Life Soup Kitchen	\$1,000.00	\$1,000.00	\$1,000.00	\$0.00	0.00%	\$0.00	\$1,000.00	\$1,000.00
01 Bread of Life Soup Kitchen	\$1,000.00	\$1,000.00	\$1,000.00				\$1,000.00	\$1,000.00
188 Combat	\$175.00	\$175.00	\$175.00	\$0.00	0.00%	\$0.00	\$175.00	\$0.00
01 Combat	\$175.00	\$175.00	\$175.00				\$175.00	\$0.00
190 Veterans Cemetery Fund	\$500.00	\$500.00	\$500.00	\$0.00	0.00%	\$0.00	\$500.00	\$500.00
01 Veterans Cemetery Fund	\$500.00	\$500.00	\$500.00				\$500.00	\$500.00
191 Bonus Transit Program	\$2,300.00	\$2,300.00	\$2,300.00	\$0.00	0.00%	-\$1,932.50	\$4,232.50	\$0.00
01 Bonus Transit Program	\$2,300.00	\$2,300.00	\$2,300.00				\$4,232.50	\$0.00
192 MDOT BTP Reimbursement	-\$2,300.00			\$0.00	0.00%	\$3,914.28	-\$3,914.28	-\$318.25
01 MDOT BTP Reimbursement	-\$2,300.00						-\$3,914.28	-\$318.25
388 Chamber Services	\$147,500.00	\$0.00	\$0.00	\$0.00	0.00%	\$0.00		\$147,500.00
01 Chamber Services	\$147,500.00	\$0.00	\$0.00					\$147,500.00
386 LEAD Trans	\$0.00	\$0.00	\$0.00	\$0.00	0.00%	\$0.00	\$0.00	\$0.00
01 LEAD Trans	\$0.00	\$0.00	\$0.00				\$0.00	\$0.00
Totals	\$204,010.40	\$59,641.40	\$64,991.40	\$5,350.00	8.97%	\$7,537.70	\$57,453.70	\$203,478.37

80 Unclassified

Department	Budget 2010	Budget 2011	Department Request 12	Budget 2012 - 2011	%	Actual 2012 - 2011	2011 Actuals	2010 Actuals	Actuals
044 Reimbursements	\$0.00	\$0.00	\$0.00	\$0.00	0.00%	\$0.00	\$0.00	\$0.00	
01 Reimbursements	0	0	0				\$0.00	\$0.00	
045 Refunds/Reimbursements	\$2,000.00	\$2,000.00	\$2,000.00	\$0.00	0.00%	\$2,225.00	-\$225.00	-\$1,242.87	used by Finance Dept. as a debit/credit account
01 Refunds/Reimbursements	\$2,000.00	\$2,000.00	\$2,000.00				-\$225.00	-\$1,242.87	typically consumes \$500 per year net
200 Tax Lien Costs	\$10,920.00	\$10,920.00	\$10,920.00	\$0.00	0.00%	\$202.43	\$10,717.57	\$10,279.09	cost to annually place and record the liens that are place by the Treasurer
01 Tax Lien Costs	\$10,920.00	\$10,920.00	\$10,920.00				\$10,717.51	\$10,279.09	
201 Abatements	\$25,000.00	\$25,000.00	\$25,000.00	\$0.00	0.00%	\$23,333.12	\$1,666.88	\$15,104.40	annualized for typical amount of abatements granted by Brd of Assessors
01 Abatements	\$25,000.00	\$25,000.00	\$25,000.00	\$0.00	0.00%	\$0.00	\$1,666.88	\$15,104.40	Finance requests future abatement requests per defunct businesses no longer existing
264 PW Storage Garage	\$0.00	\$0.00	\$0.00	\$0.00	0.00%	\$0.00	\$0.00	\$0.00	N/A line should not appear, will be eliminated in 06
01 PW Storage Garage	\$0.00	\$0.00	\$0.00				\$0.00	\$0.00	
293 Welcome to Caribou Sign	\$0.00	\$0.00	\$0.00	\$0.00	0.00%	\$0.00	\$0.00	\$0.00	as per CIP requests was placed in Civic Beautification
01 Welcome to Caribou Sign	\$0.00	\$0.00	\$0.00				\$0.00	\$0.00	
Totals	\$37,920.00	\$37,920.00	\$37,920.00	\$0.00	0.00%	\$25,760.55	\$12,159.45	\$24,140.62	
Est. 2007 Wage Adjustments		\$0.00	\$0.00						

85 Capital Improvements

Department Reserve Expenses	2010	2011	2012	
	<u>City Council</u>	<u>City Council</u>	<u>City Council</u>	
Municipal Building G-397-00	\$6,750.00	\$0.00	\$0.00	\$0.00
Municipal Buildings Reserve G-?-???-?			\$0.00	
Parking Lots G-1-399-00	\$4,500.00	\$2,000.00	\$2,000.00	\$0.00
Planning/Engineering G-1-392-00	\$0.00	\$0.00	\$0.00	\$0.00
Nylander Reserve G-1-352-00	\$4,500.00	\$0.00	\$0.00	\$0.00
Recreation Center Imp. G-1-359-00	\$5,850.00	\$6,500.00	\$5,000.00	(\$1,500.00)
Airport Improvements Match G-1-446-00	\$5,000.00	\$3,750.00	\$5,000.00	\$1,250.00
Community Pool Improv.	\$1,800.00	\$2,000.00	\$2,000.00	\$0.00
Downtown Infrastructure	\$1,350.00	\$1,500.00	\$1,500.00	\$0.00
Land Easements	\$1,800.00	\$2,000.00	\$0.00	(\$2,000.00)

